

Sri Kaliswari College (Autonomous), Sivakasi
IQAC
Feedback Regarding College & Curriculum by Alumni
2023 - 2024

The IQAC conducted an Feedback among the Fresh Graduates regarding College & Curriculum for the academic year 2023 - 2024 during 19th Graduation Day on 24.02.2024.

The Graduates responds to the following questions regarding College.


Q1	Teaching
Q2	Coaching
Q3	Counselling
Q4	Infrastructure
Q5	Library
Q6	Laboratory
Q7	Extra Curricular Activities

The Alumni responds to the following questions regarding Curriculum.

Q1	The Content of the courses in the syllabus are comprehensive.
Q2	The Syllabus of the course is updated and useful in gaining subject knowledge.
Q3	The syllabus does not result in any overloading on students during the semester(s).
Q4	The syllabus of the course gives importance to the conduct of practical Hands - on Training to the students.
Q5	The Syllabus of the course emphasizes the learning of job oriented skills.
Q6	The Syllabus of the course is useful in gaining necessary skills for facing different competitive examinations.

Action Taken

The analysis on the Feedback regarding College and Curriculum given by the Graduates during 19th Graduation Day of the Academic Year 2023 - 2024 is circulated to the departments. The concern Departments are asked to take necessary action in the forecoming Board of Studies Meeting where the responses in the feedback are fair or average.

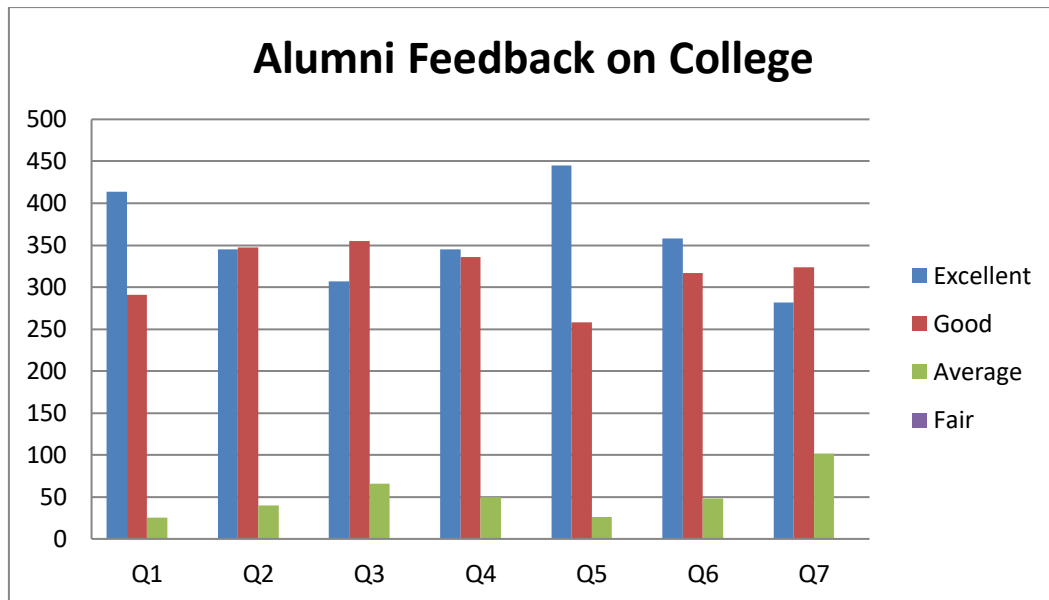

IQAC Coordinator


PRINCIPAL

Feedback Analysis on Response given for College

Total No.of Respondents : 734

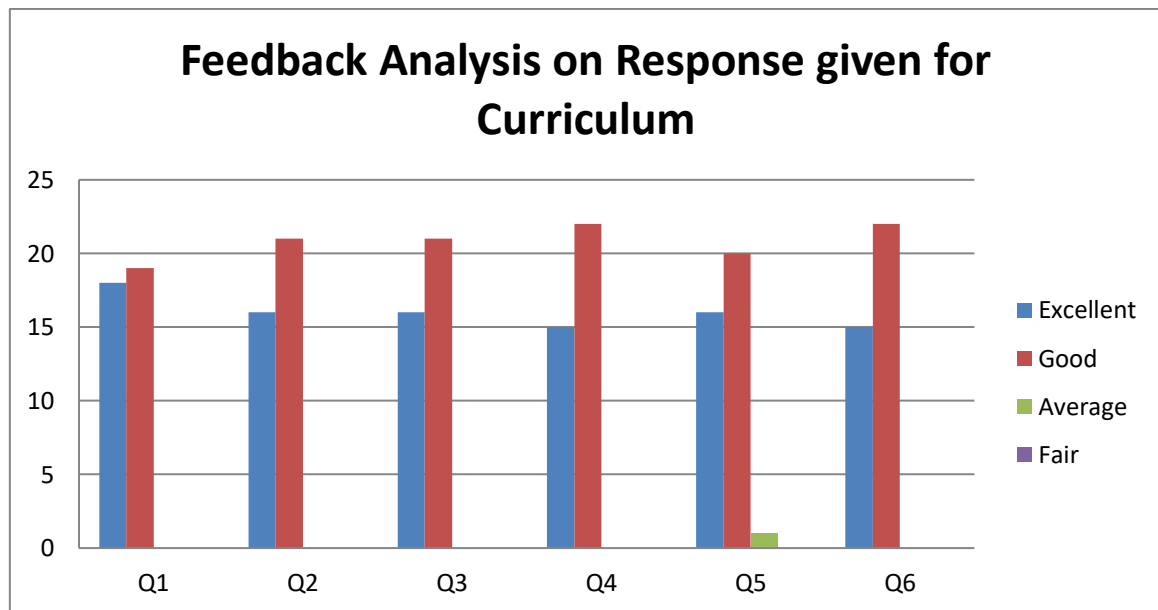
Questions	Q1	Q2	Q3	Q4	Q5	Q6	Q7
Excellent	414	345	307	345	445	358	282
Good	291	347	355	336	258	317	324
Average	25	40	66	50	26	48	102
Fair	0	0	0	0	0	0	0



Department of Tamil

Feedback Analysis on Response given for Curriculum

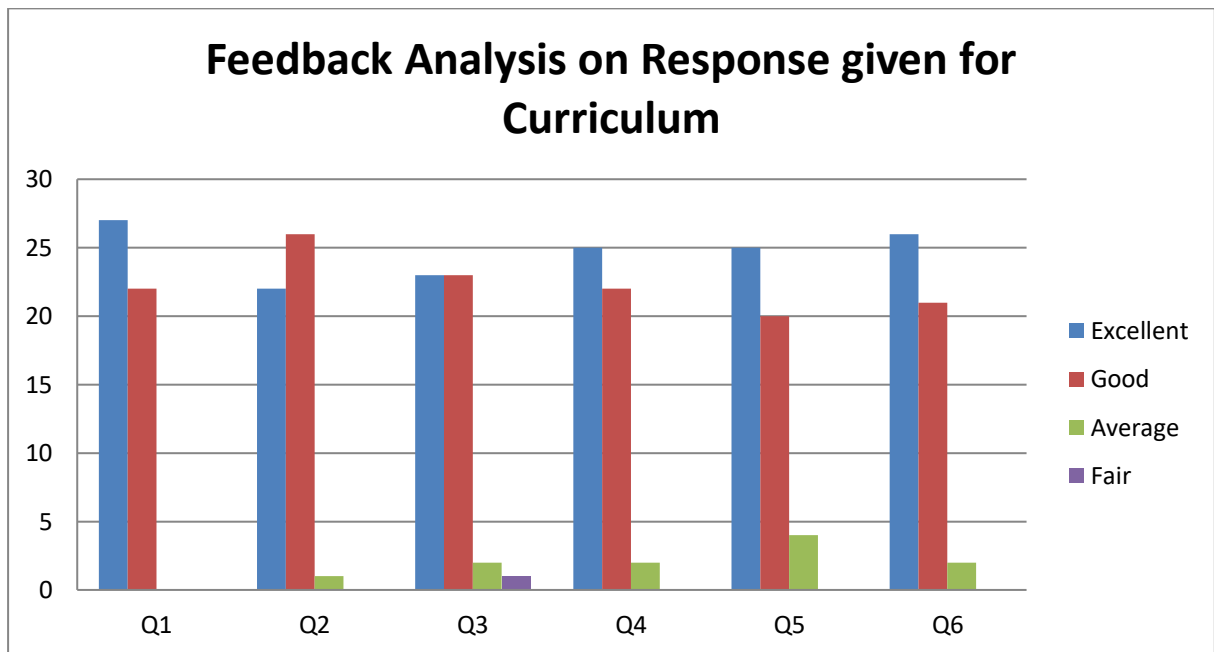
Questions	Q1	Q2	Q3	Q4	Q5	Q6
Excellent	18	16	16	15	16	15
Good	19	21	21	22	20	22
Average	0	0	0	0	1	0
Fair	0	0	0	0	0	0



Department of English

Feedback Analysis on Response given for Curriculum

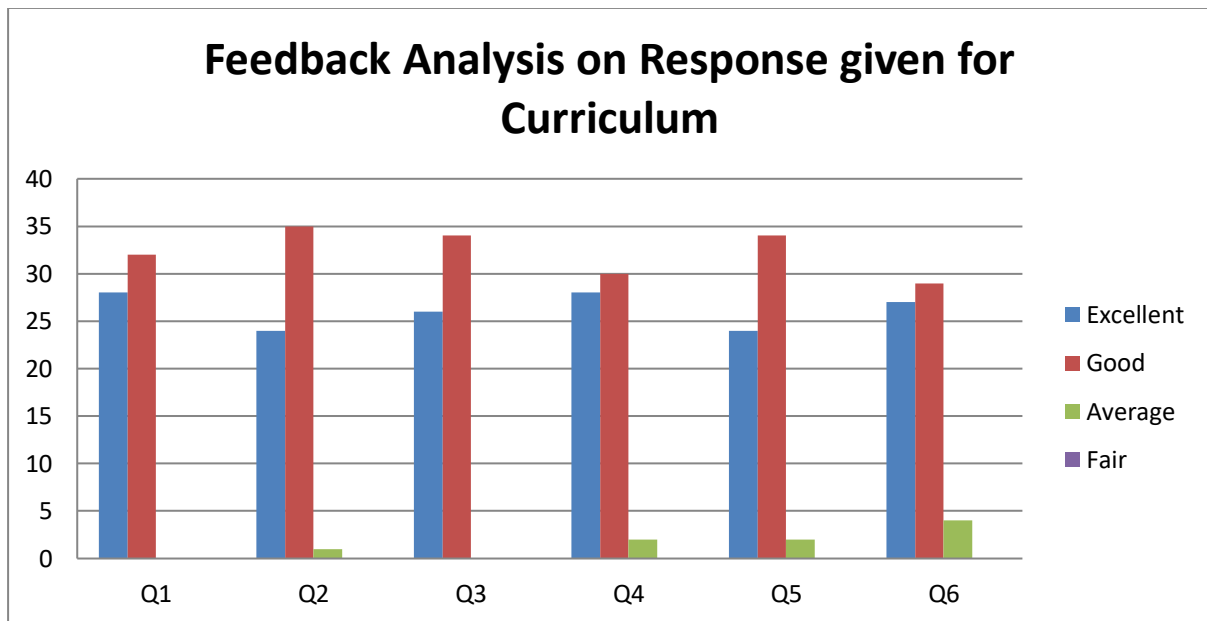
Questions	Q1	Q2	Q3	Q4	Q5	Q6
Excellent	27	22	23	25	25	26
Good	22	26	23	22	20	21
Average	0	1	2	2	4	2
Fair	0	0	1	0	0	0



Department of Mathematics

Feedback Analysis on Response given for Curriculum

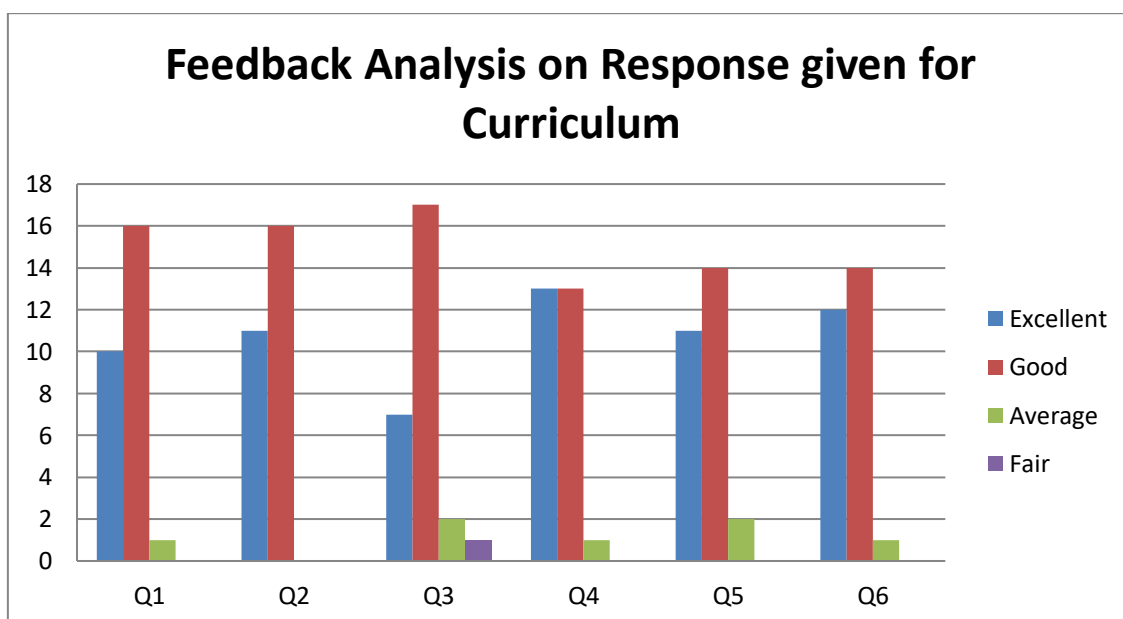
Questions	Q1	Q2	Q3	Q4	Q5	Q6
Excellent	28	24	26	28	24	27
Good	32	35	34	30	34	29
Average	0	1	0	2	2	4
Fair	0	0	0	0	0	0



Department of Physics

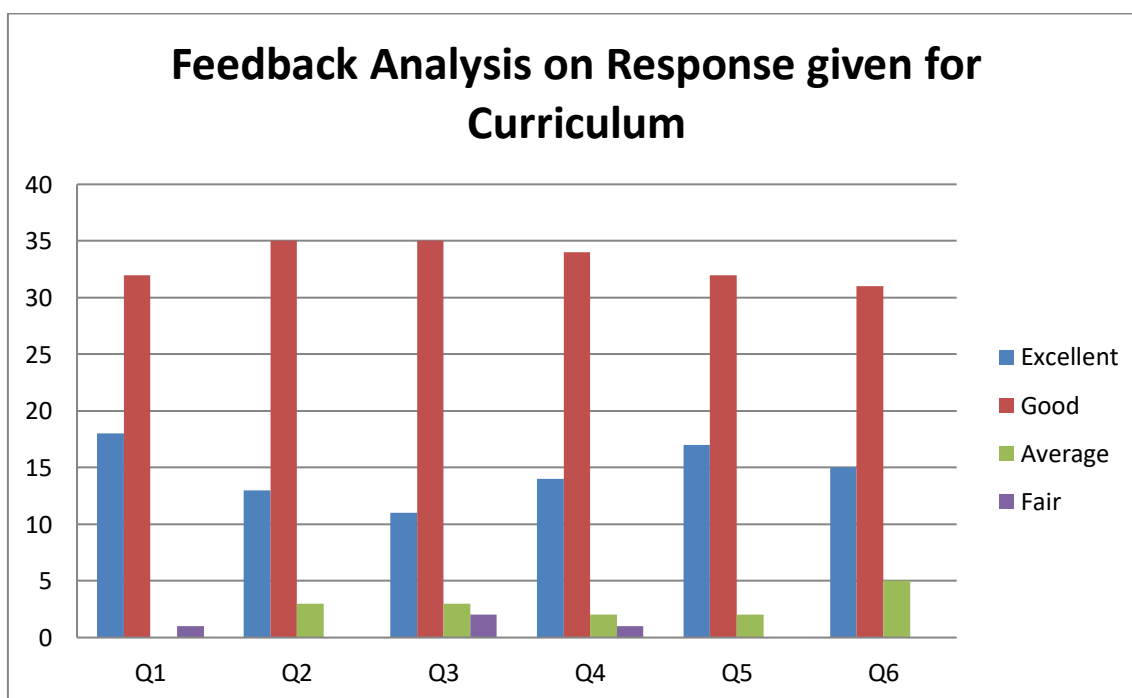
Feedback Analysis on Response given for Curriculum

Questions	Q1	Q2	Q3	Q4	Q5	Q6
Excellent	10	11	7	13	11	12
Good	16	16	17	13	14	14
Average	1	0	2	1	2	1
Fair	0	0	1	0	0	0



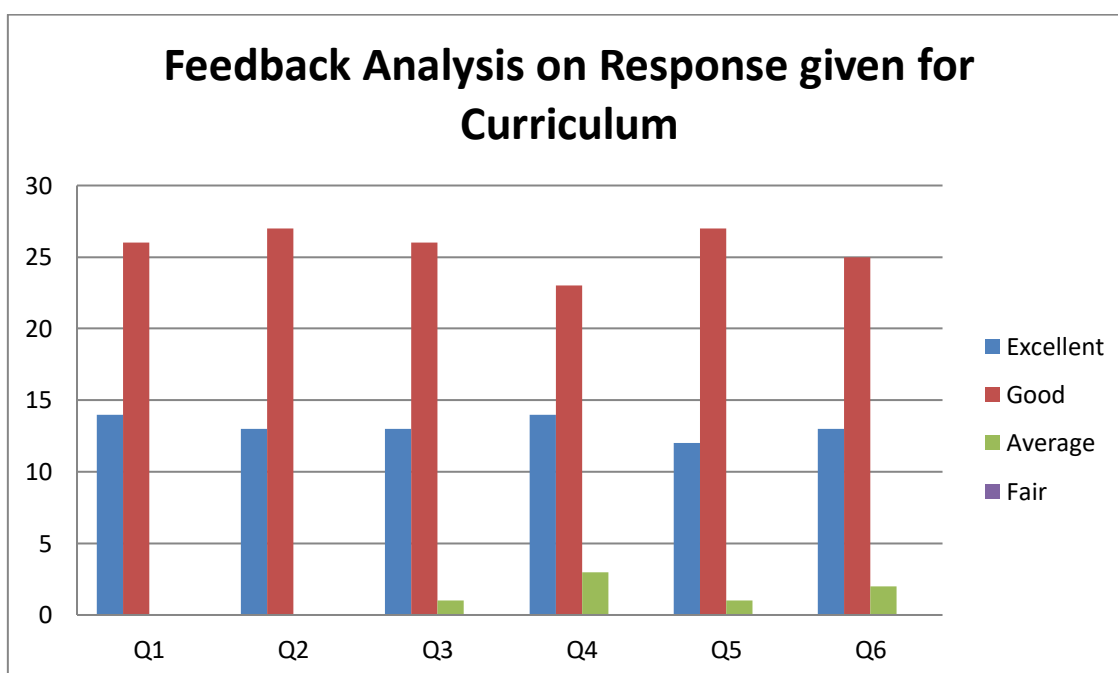
Department of Chemistry
Feedback Analysis on Response given for Curriculum

Questions	Q1	Q2	Q3	Q4	Q5	Q6
Excellent	18	13	11	14	17	15
Good	32	35	35	34	32	31
Average	0	3	3	2	2	5
Fair	1	0	2	1	0	0



Department of Biotechnology
Feedback Analysis on Response given for Curriculum

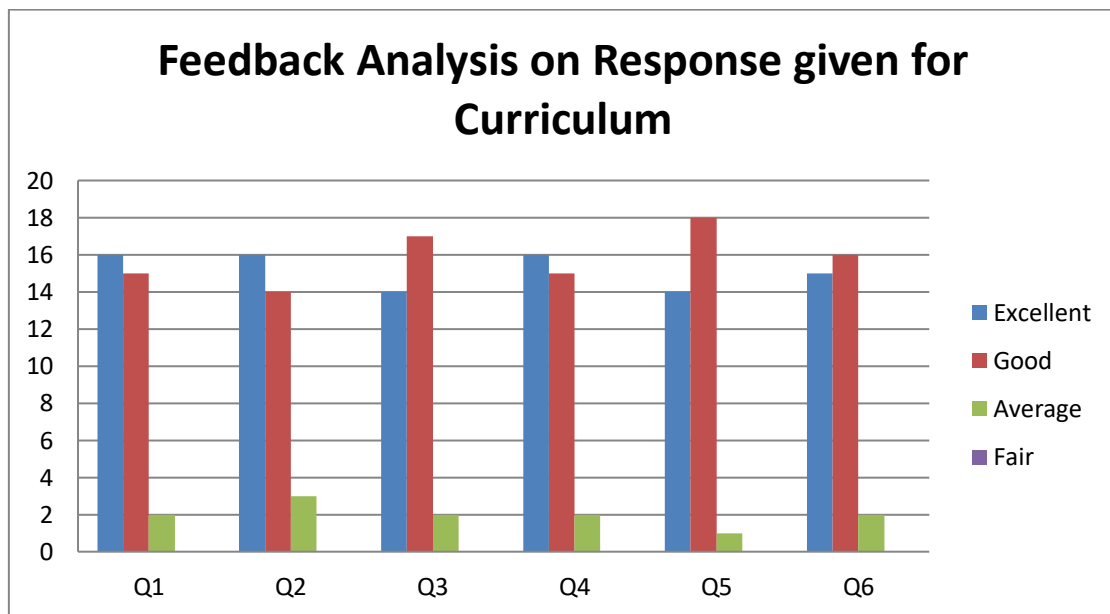
Questions	Q1	Q2	Q3	Q4	Q5	Q6
Excellent	14	13	13	14	12	13
Good	26	27	26	23	27	25
Average	0	0	1	3	1	2
Fair	0	0	0	0	0	0



Department of Botany

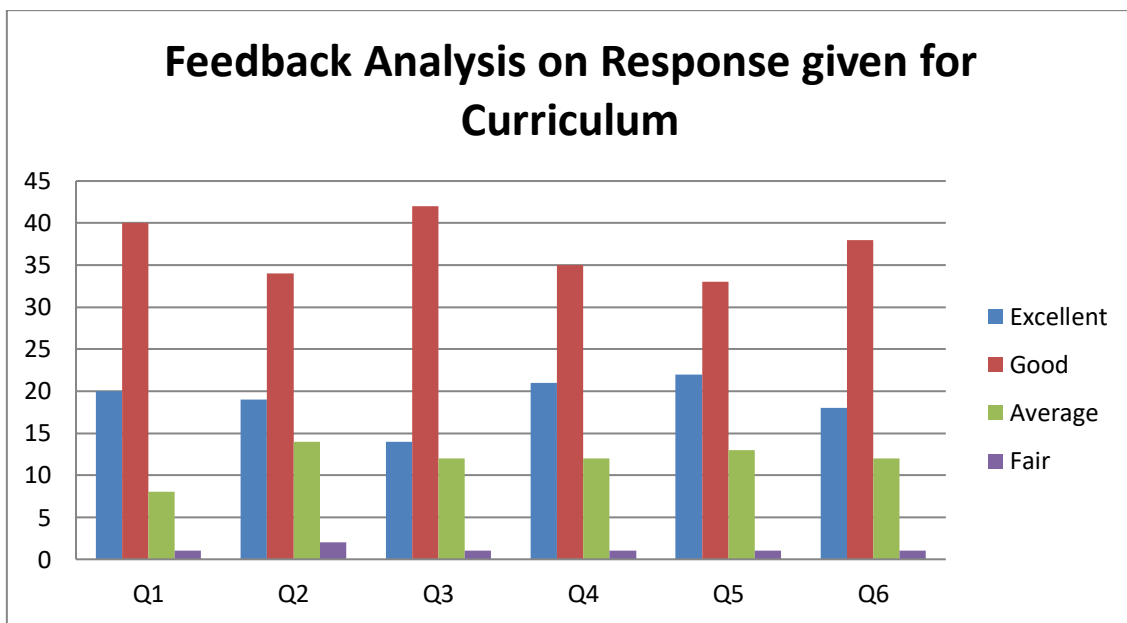
Feedback Analysis on Response given for Curriculum

Questions	Q1	Q2	Q3	Q4	Q5	Q6
Excellent	16	16	14	16	14	15
Good	15	14	17	15	18	16
Average	2	3	2	2	1	2
Fair	0	0	0	0	0	0



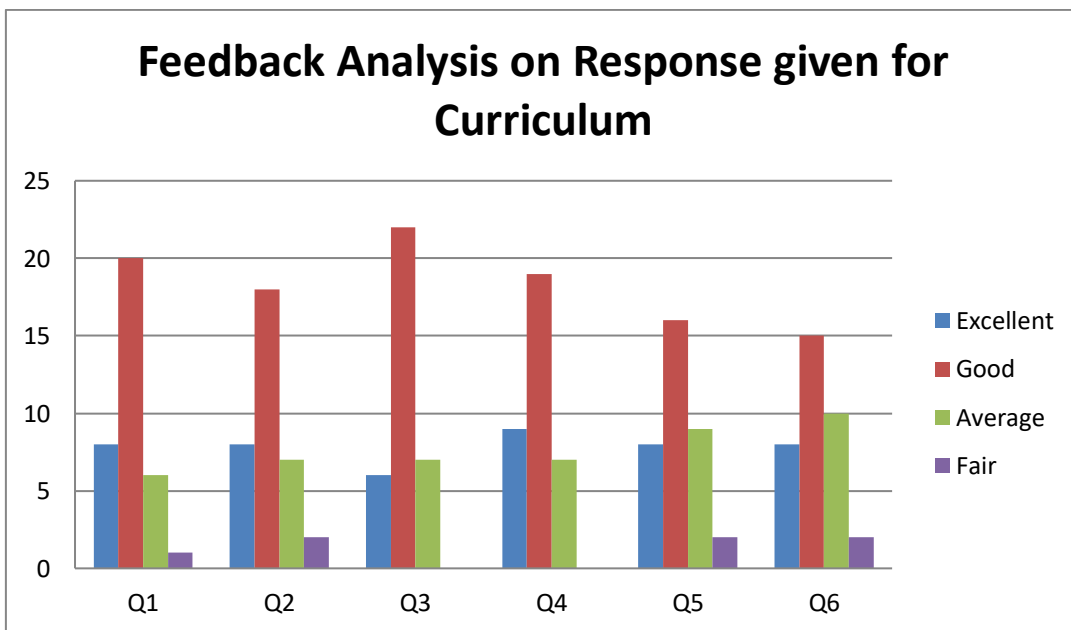
Department of Computer Science
Feedback Analysis on Response given for Curriculum

Questions	Q1	Q2	Q3	Q4	Q5	Q6
Excellent	20	19	14	21	22	18
Good	40	34	42	35	33	38
Average	8	14	12	12	13	12
Fair	1	2	1	1	1	1



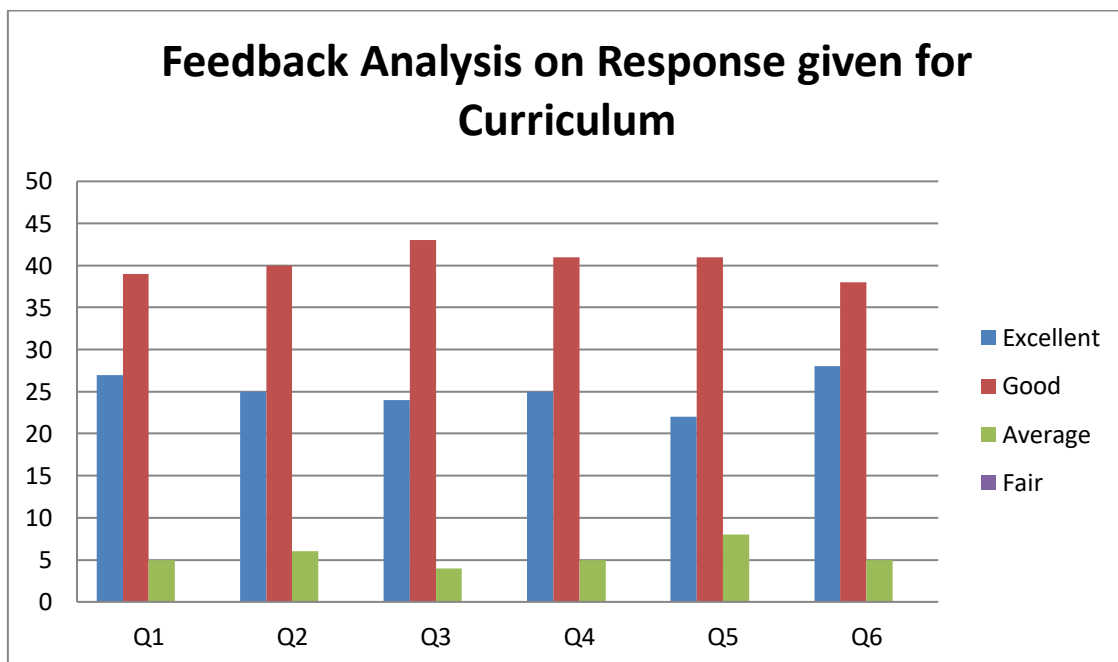
Department of Information Technology
Feedback Analysis on Response given for Curriculum

Questions	Q1	Q2	Q3	Q4	Q5	Q6
Excellent	8	8	6	9	8	8
Good	20	18	22	19	16	15
Average	6	7	7	7	9	10
Fair	1	2	0	0	2	2



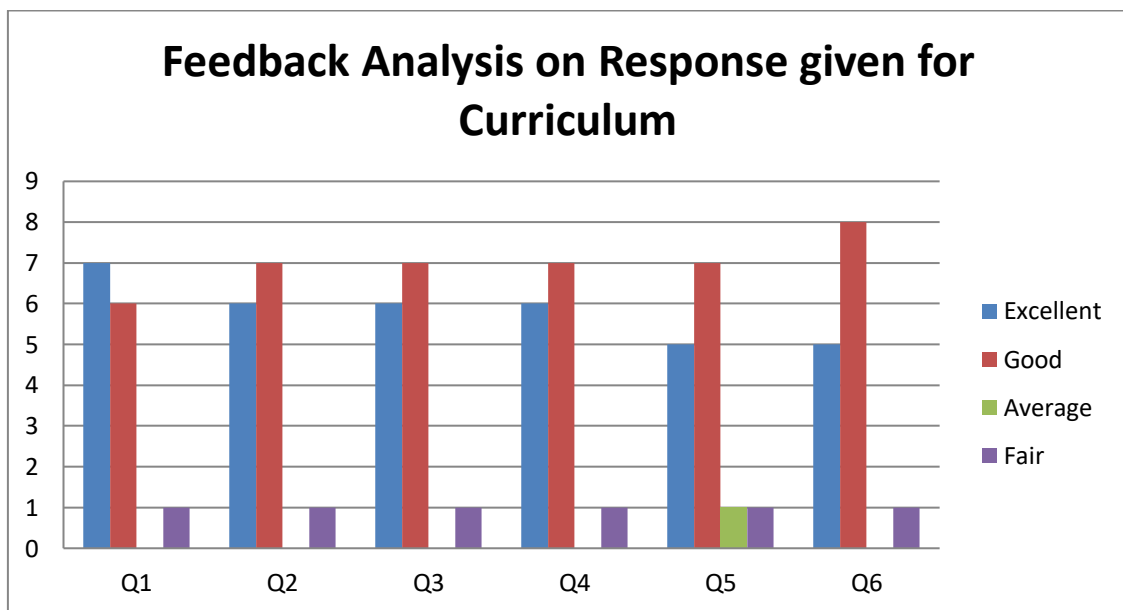
Department of BCA
Feedback Analysis on Response given for Curriculum

Questions	Q1	Q2	Q3	Q4	Q5	Q6
Excellent	27	25	24	25	22	28
Good	39	40	43	41	41	38
Average	5	6	4	5	8	5
Fair	0	0	0	0	0	0



Department of Tourism and Hotel Administration
Feedback Analysis on Response given for Curriculum

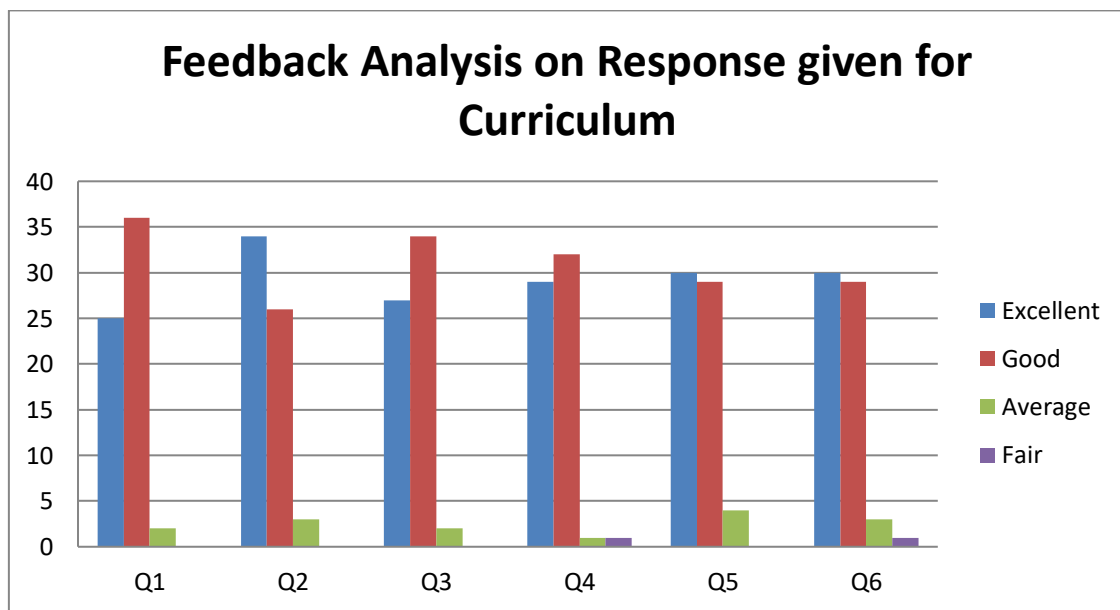
Questions	Q1	Q2	Q3	Q4	Q5	Q6
Excellent	7	6	6	6	5	5
Good	6	7	7	7	7	8
Average	0	0	0	0	1	0
Fair	1	1	1	1	1	1



Department of BBA

Feedback Analysis on Response given for Curriculum

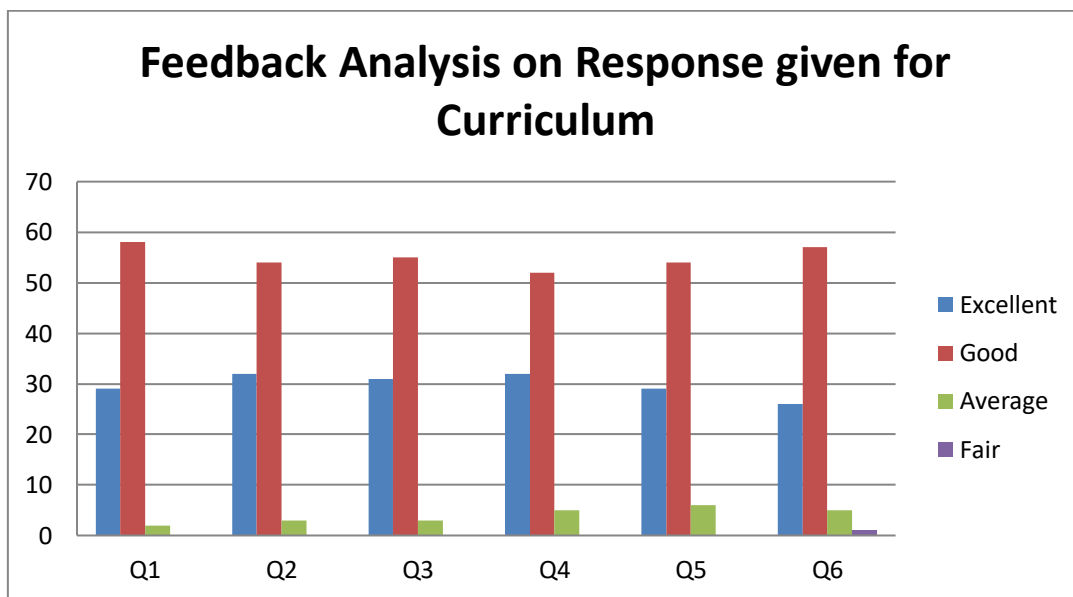
Questions	Q1	Q2	Q3	Q4	Q5	Q6
Excellent	25	34	27	29	30	30
Good	36	26	34	32	29	29
Average	2	3	2	1	4	3
Fair	0	0	0	1	0	1



Department of Commerce (R)

Feedback Analysis on Response given for Curriculum

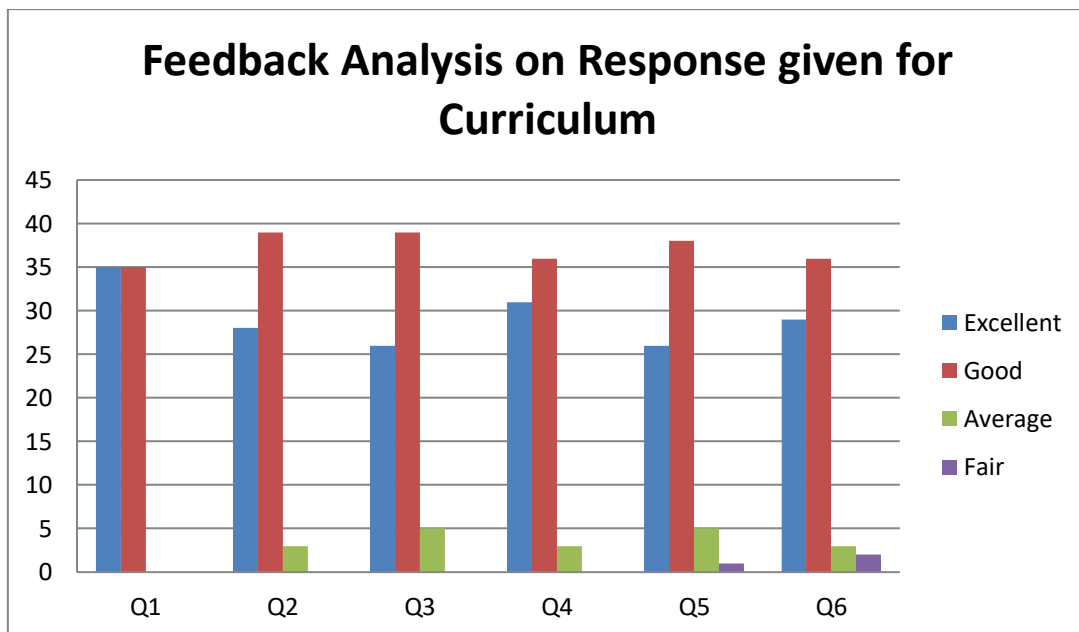
Questions	Q1	Q2	Q3	Q4	Q5	Q6
Excellent	29	32	31	32	29	26
Good	58	54	55	52	54	57
Average	2	3	3	5	6	5
Fair	0	0	0	0	0	1



Department of Commerce(CA)

Feedback Analysis on Response given for Curriculum

Questions	Q1	Q2	Q3	Q4	Q5	Q6
Excellent	35	28	26	31	26	29
Good	35	39	39	36	38	36
Average	0	3	5	3	5	3
Fair	0	0	0	0	1	2



Department of PG Commerce
Feedback Analysis on Response given for Curriculum

Questions	Q1	Q2	Q3	Q4	Q5	Q6
Excellent	12	13	11	12	11	12
Good	12	11	13	12	13	12
Average	1	1	1	1	1	1
Fair	0	0	0	0	0	0

