

Sri Kaliswari College (Autonomous), Sivakasi
IQAC
Online Feedback Regarding College & Curriculum by Alumni
2022 - 2023

The IQAC conducted an Online Feedback among the Fresh Graduates regarding College & Curriculum for the academic year 2022-2023 during 18th Graduation Day on 25.02.2023.

The Graduates responds to the following questions regarding College.

Q1	Teaching
Q2	Coaching
Q3	Counselling
Q4	Infrastructure
Q5	Library
Q6	Laboratory
Q7	Extra Curricular Activities

The Alumni responds to the following questions regarding Curriculum.

Q1	The Content of the courses in the syllabus are comprehensive.
Q2	The Syllabus of the course is updated and useful in gaining subject knowledge.
Q3	The syllabus does not result in any overloading on students during the semester(s).
Q4	The syllabus of the course gives importance to the conduct of practical Hands - on Training to the students.
Q5	The Syllabus of the course emphasizes the learning of job oriented skills.
Q6	The Syllabus of the course is useful in gaining necessary skills for facing different competitive examinations.

Action Taken

The analysis on the Feedback regarding College and Curriculum given by the Graduates during 18th Graduation Day of the Academic Year 2022 - 2023 is circulated to the departments. The concern Departments are asked to take necessary action in the forecoming Board of Studies Meeting based on the feedback.



IQAC Coordinator

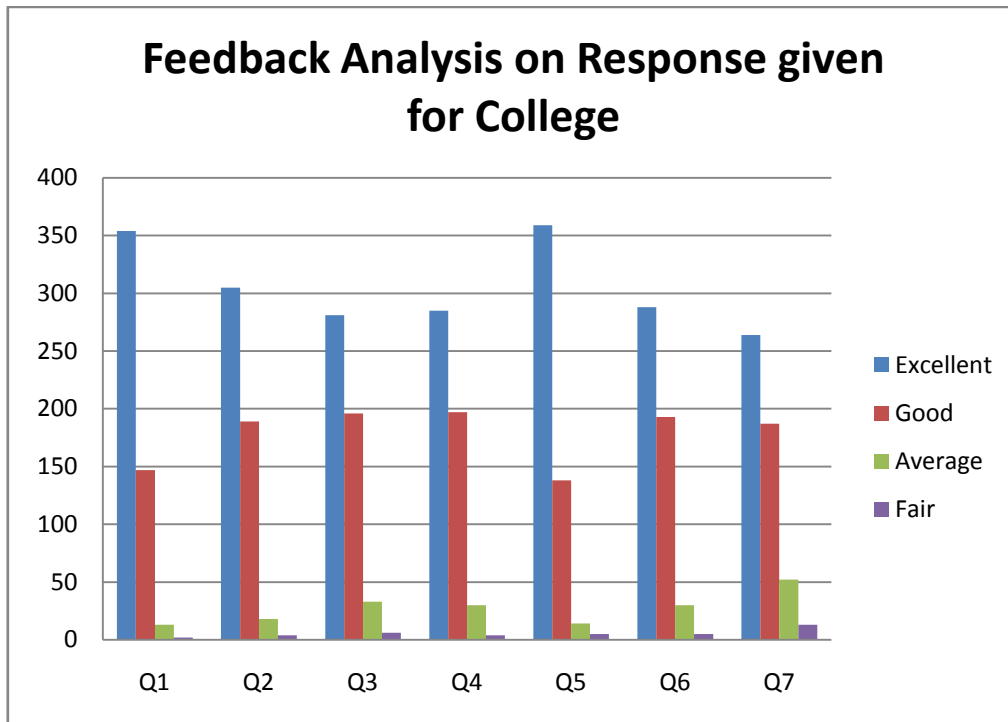


PRINCIPAL

Feedback Analysis on Response given for College

Total No.of Respondents : 516

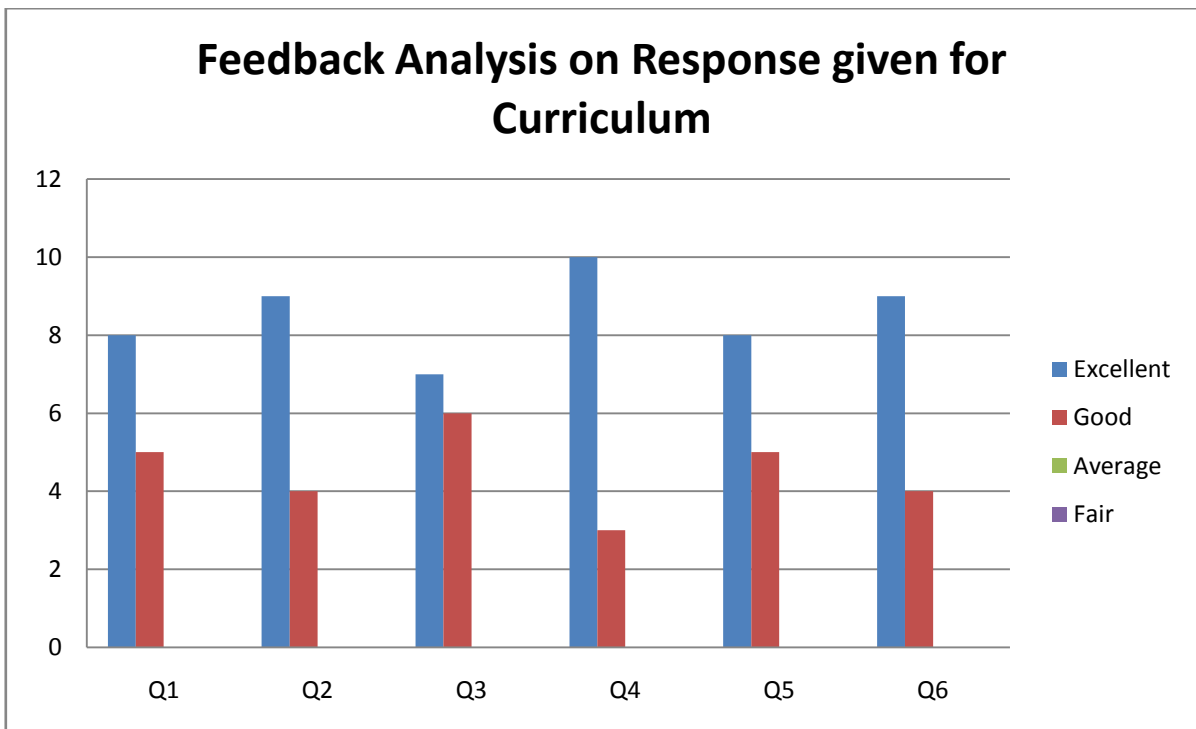
Questions	Q1	Q2	Q3	Q4	Q5	Q6	Q7
Excellent	354	305	281	285	359	288	264
Good	147	189	196	197	138	193	187
Average	13	18	33	30	14	30	52
Fair	2	4	6	4	5	5	13



Department of Tamil

Feedback Analysis on Response given for Curriculum

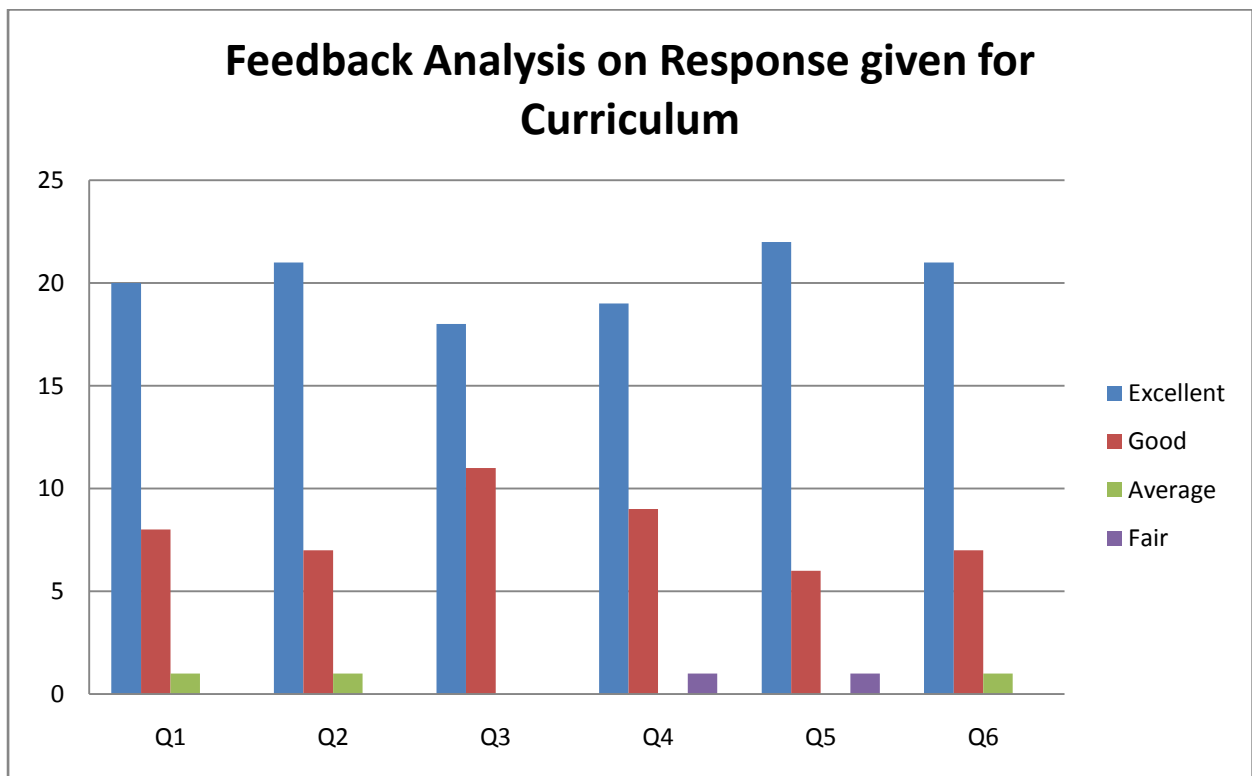
Questions	Q1	Q2	Q3	Q4	Q5	Q6
Excellent	8	9	7	10	8	9
Good	5	4	6	3	5	4
Average	0	0	0	0	0	0
Fair	0	0	0	0	0	0



Department of English

Feedback Analysis on Response given for Curriculum

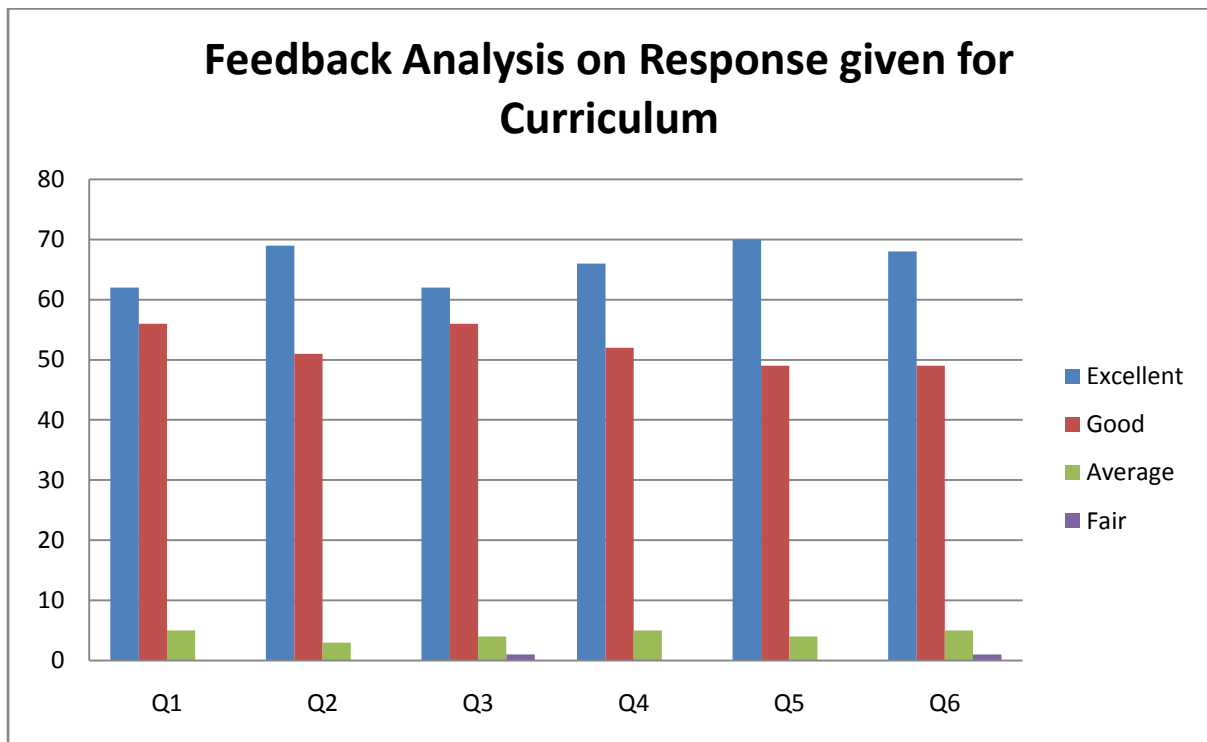
Questions	Q1	Q2	Q3	Q4	Q5	Q6
Excellent	20	21	18	19	22	21
Good	8	7	11	9	6	7
Average	1	1	0	0	0	1
Fair	0	0	0	1	1	0



Department of Mathematics

Feedback Analysis on Response given for Curriculum

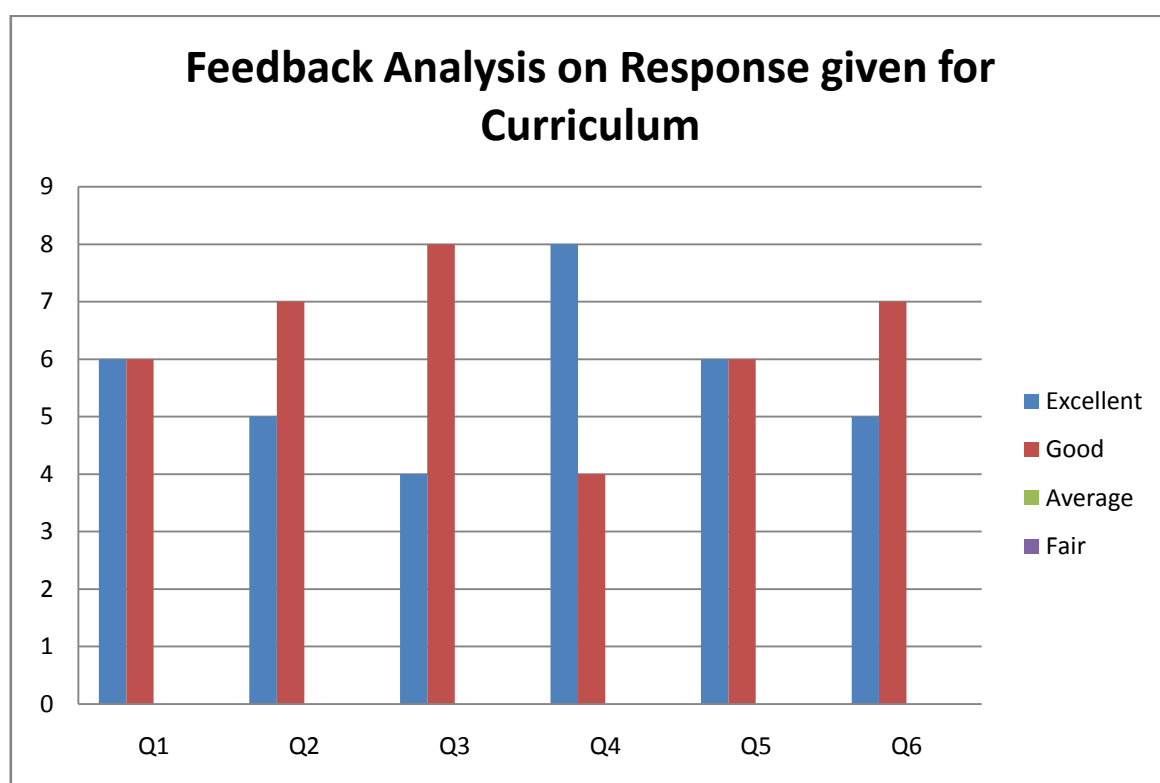
Questions	Q1	Q2	Q3	Q4	Q5	Q6
Excellent	62	69	62	66	70	68
Good	56	51	56	52	49	49
Average	5	3	4	5	4	5
Fair	0	0	1	0	0	1



Department of Physics

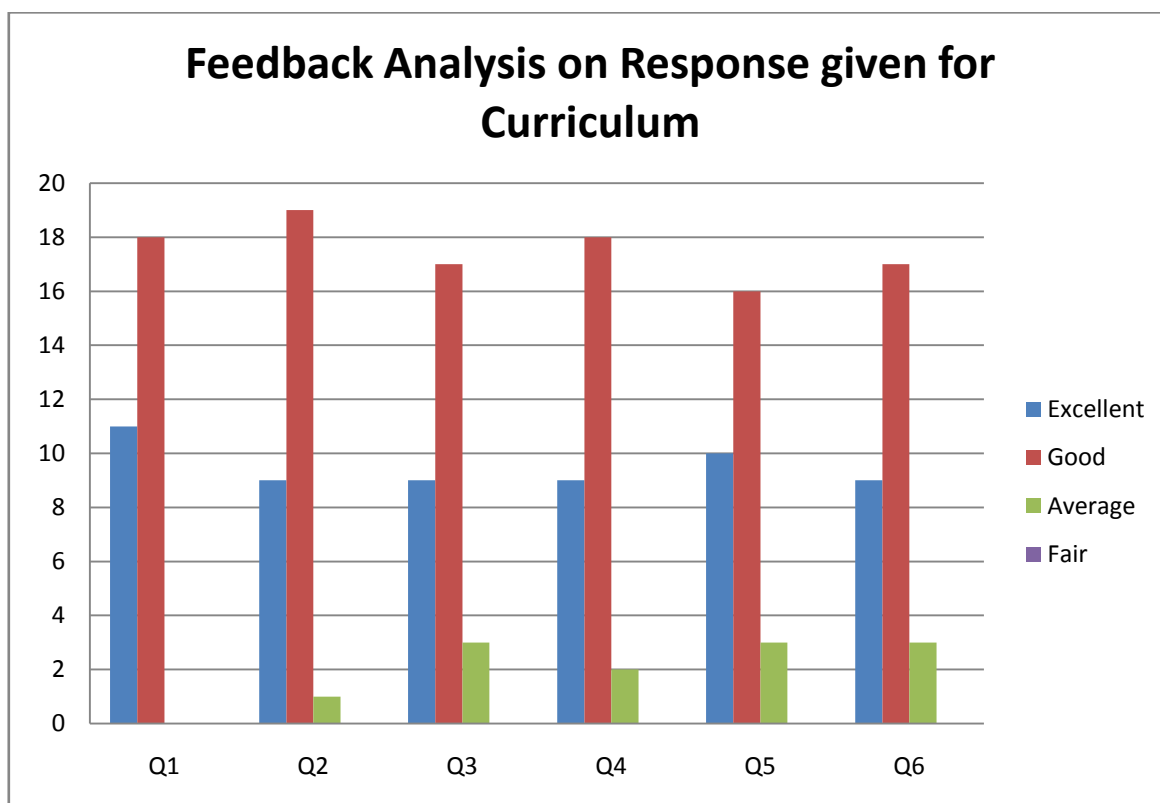
Feedback Analysis on Response given for Curriculum

Questions	Q1	Q2	Q3	Q4	Q5	Q6
Excellent	6	5	4	8	6	5
Good	6	7	8	4	6	7
Average	0	0	0	0	0	0
Fair	0	0	0	0	0	0



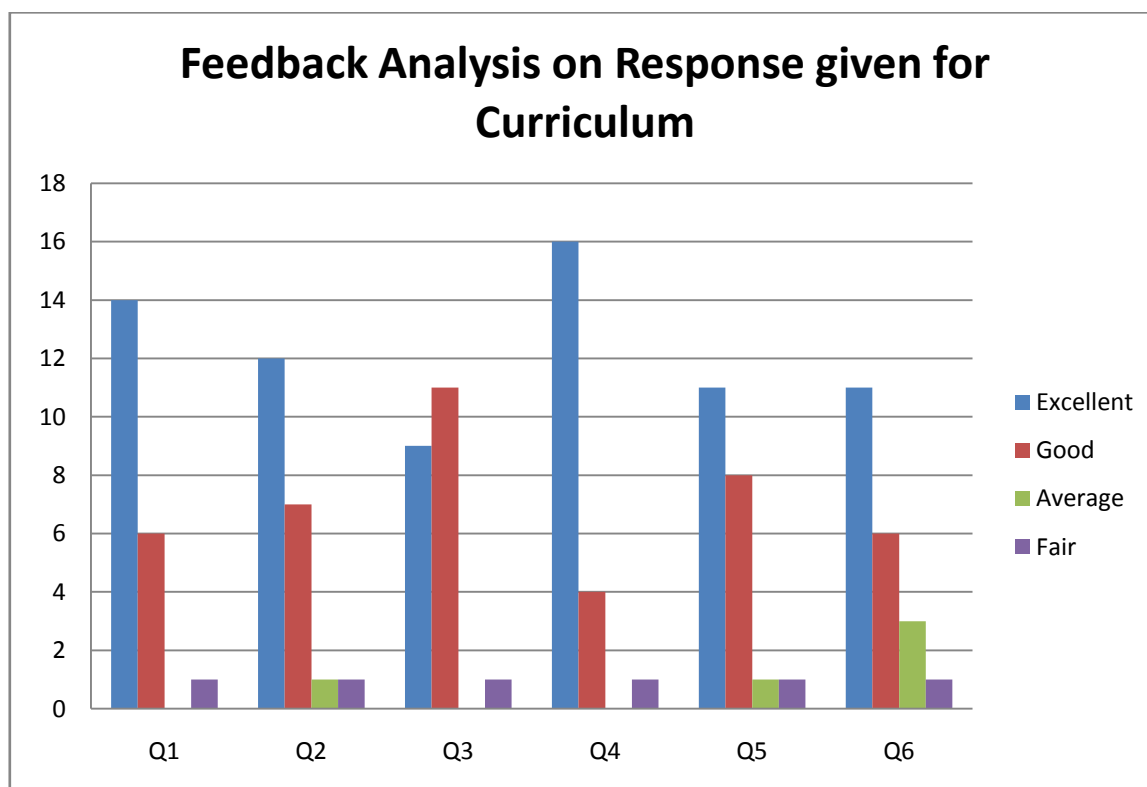
Department of Chemistry
Feedback Analysis on Response given for Curriculum

Questions	Q1	Q2	Q3	Q4	Q5	Q6
Excellent	11	9	9	9	10	9
Good	18	19	17	18	16	17
Average	0	1	3	2	3	3
Fair	0	0	0	0	0	0



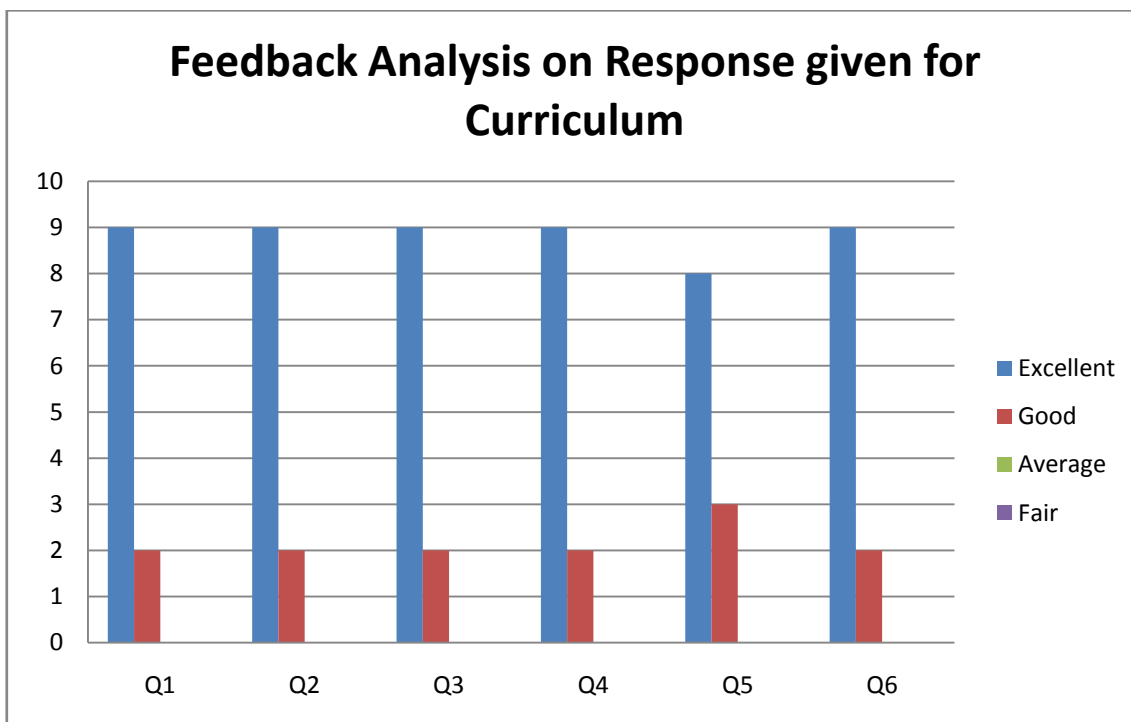
Department of Biotechnology
Feedback Analysis on Response given for Curriculum

Questions	Q1	Q2	Q3	Q4	Q5	Q6
Excellent	14	12	9	16	11	11
Good	6	7	11	4	8	6
Average	0	1	0	0	1	3
Fair	1	1	1	1	1	1



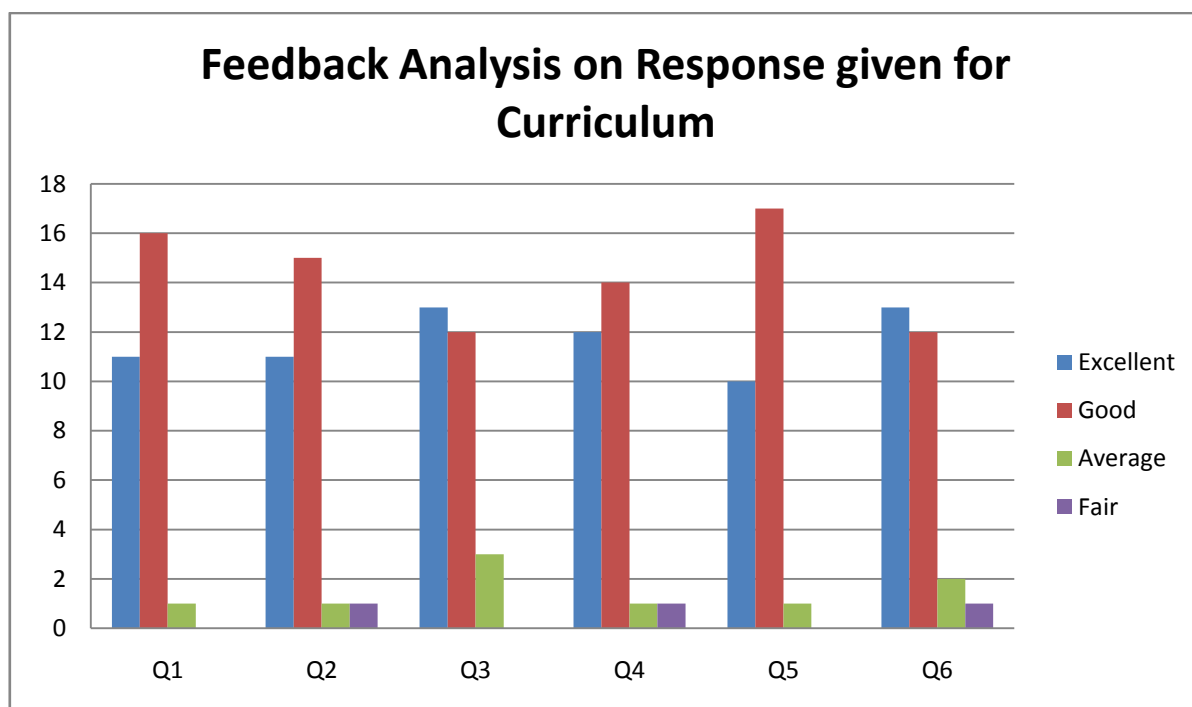
Department of Botany
Feedback Analysis on Response given for Curriculum

Questions	Q1	Q2	Q3	Q4	Q5	Q6
Excellent	9	9	9	9	8	9
Good	2	2	2	2	3	2
Average	0	0	0	0	0	0
Fair	0	0	0	0	0	0



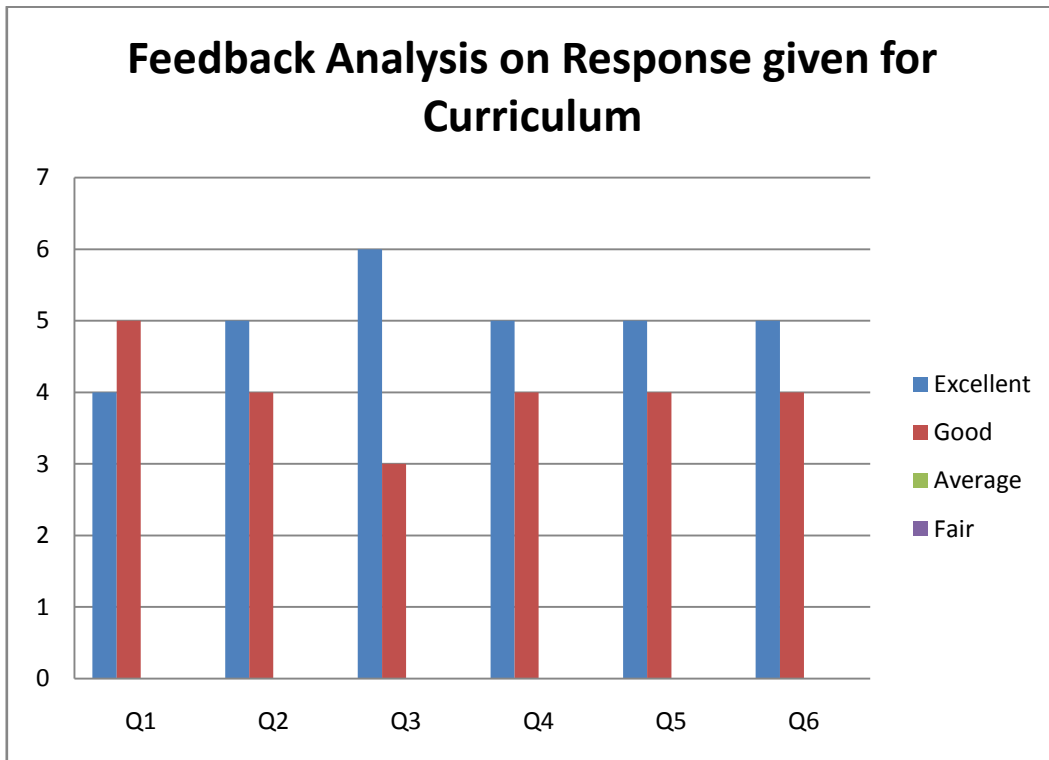
Department of Computer Science
Feedback Analysis on Response given for Curriculum

Questions	Q1	Q2	Q3	Q4	Q5	Q6
Excellent	11	11	13	12	10	13
Good	16	15	12	14	17	12
Average	1	1	3	1	1	2
Fair	0	1	0	1	0	1



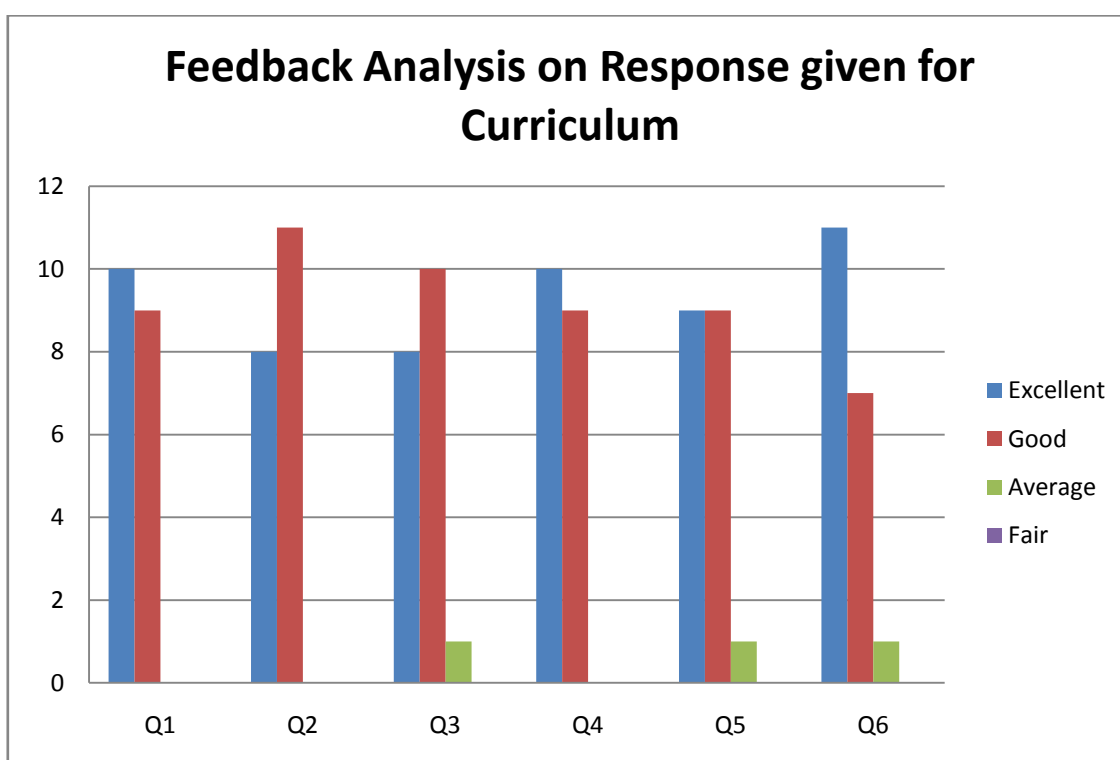
Department of Information Technology
Feedback Analysis on Response given for Curriculum

Questions	Q1	Q2	Q3	Q4	Q5	Q6
Excellent	4	5	6	5	5	5
Good	5	4	3	4	4	4
Average	0	0	0	0	0	0
Fair	0	0	0	0	0	0



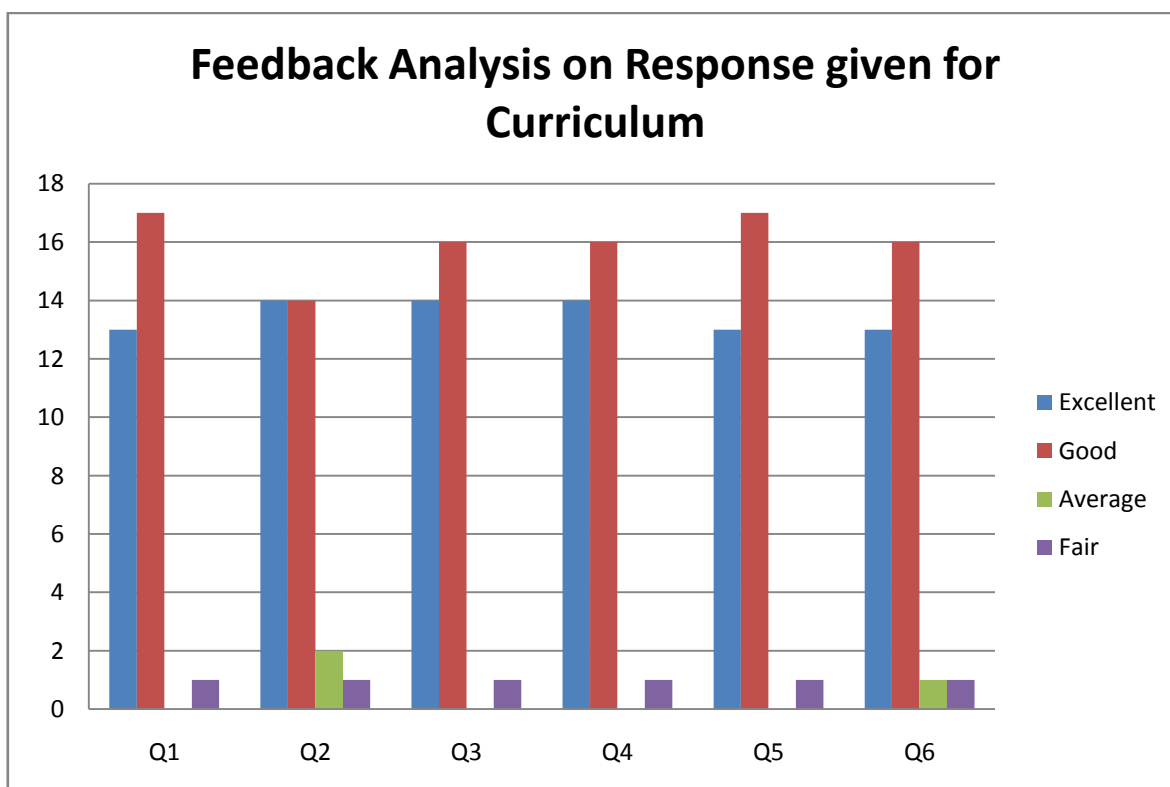
Department of BCA
Feedback Analysis on Response given for Curriculum

Questions	Q1	Q2	Q3	Q4	Q5	Q6
Excellent	10	8	8	10	9	11
Good	9	11	10	9	9	7
Average	0	0	1	0	1	1
Fair	0	0	0	0	0	0



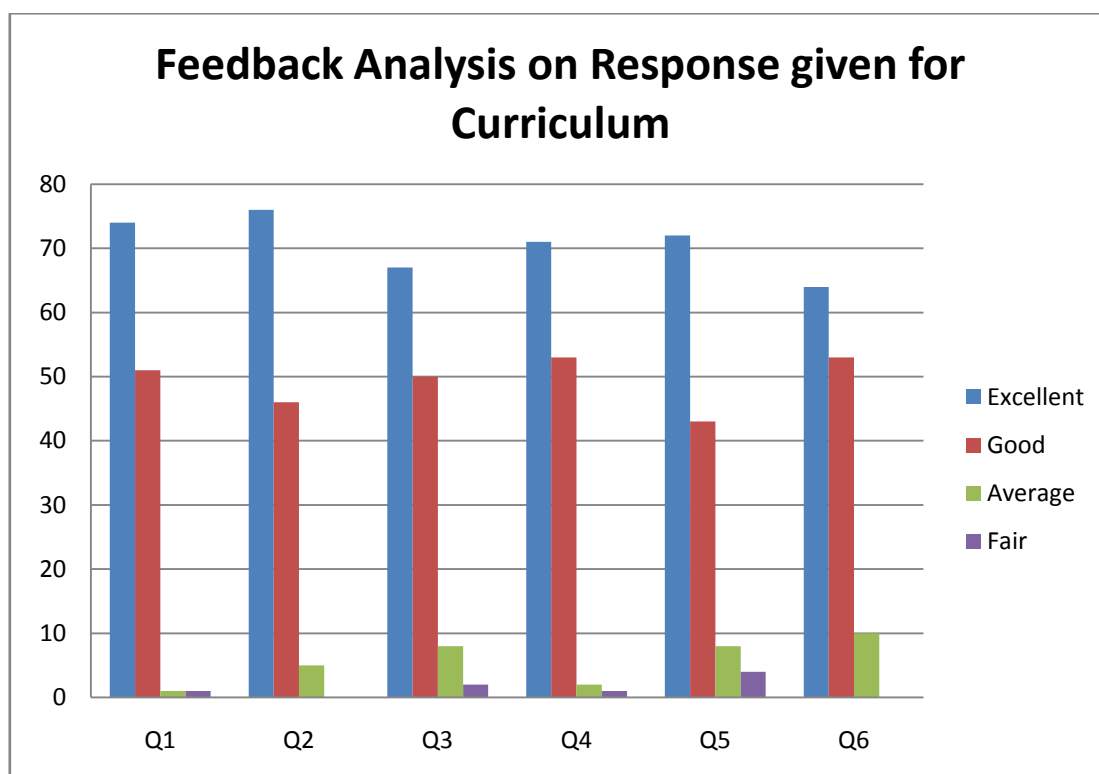
Department of BBA
Feedback Analysis on Response given for Curriculum

Questions	Q1	Q2	Q3	Q4	Q5	Q6
Excellent	13	14	14	14	13	13
Good	17	14	16	16	17	16
Average	0	2	0	0	0	1
Fair	1	1	1	1	1	1



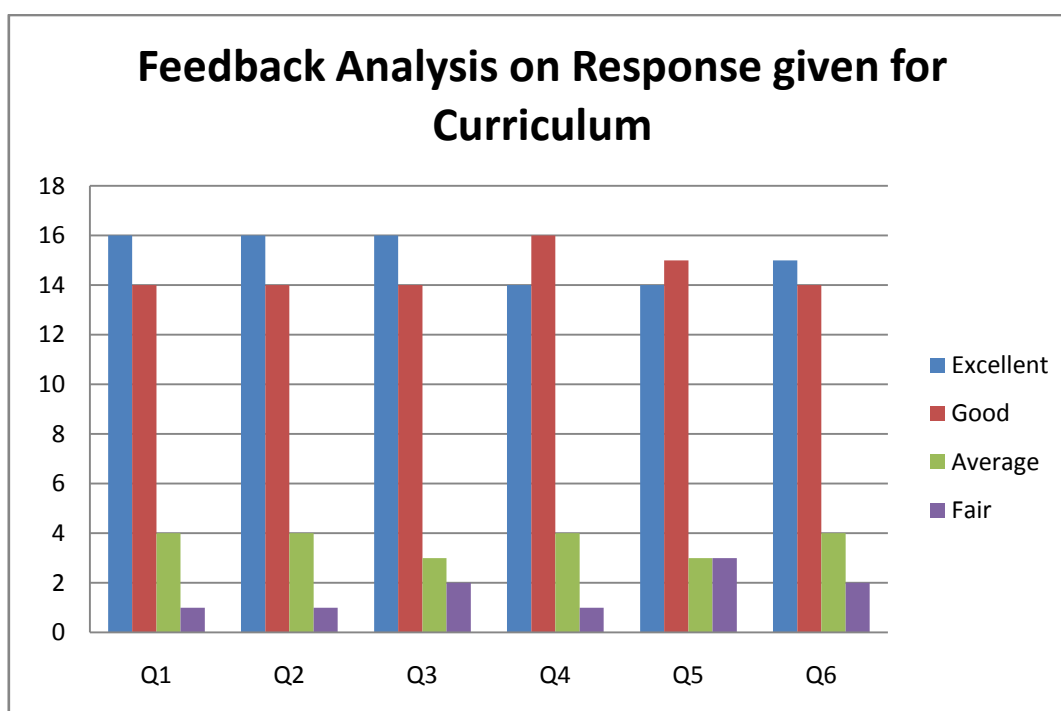
Department of Commerce (R)
Feedback Analysis on Response given for Curriculum

Questions	Q1	Q2	Q3	Q4	Q5	Q6
Excellent	74	76	67	71	72	64
Good	51	46	50	53	43	53
Average	1	5	8	2	8	10
Fair	1	0	2	1	4	0



Department of Commerce(CA)
Feedback Analysis on Response given for Curriculum

Questions	Q1	Q2	Q3	Q4	Q5	Q6
Excellent	16	16	16	14	14	15
Good	14	14	14	16	15	14
Average	4	4	3	4	3	4
Fair	1	1	2	1	3	2



Department of PG Commerce
Feedback Analysis on Response given for Curriculum

Questions	Q1	Q2	Q3	Q4	Q5	Q6
Excellent	14	14	11	12	12	12
Good	3	4	7	6	5	6
Average	1	0	0	0	1	0
Fair	0	0	0	0	0	0

