

Sri Kaliswari College (Autonomous), Sivakasi
IQAC
Online Feedback Regarding College & Curriculum by Alumni
2022 - 2023

The IQAC conducted an Online Feedback among the Fresh Graduates regarding College & Curriculum for the academic year 2022-2023 during 17th Graduation Day on 01.10.2022

The Graduates responds to the following questions regarding College.

Q1	Teaching
Q2	Coaching
Q3	Counselling
Q4	Infrastructure
Q5	Library
Q6	Laboratory
Q7	Extra Curricular Activities

The Alumni responds to the following questions regarding Curriculum.

Q1	The Content of the courses in the syllabus are comprehensive.
Q2	The Syllabus of the course is updated and useful in gaining subject knowledge.
Q3	The syllabus does not result in any overloading on students during the semester(s).
Q4	he syllabus of the course gives importance to the conduct of practical Hands - on Training to the students.
Q5	The Syllabus of the course emphasizes the learning of job oriented skills.
Q6	The Syllabus of the course is useful in gaining necessary skills for facing different competitive examinations.

Action Taken

The analysis on the Feedback regarding College and Curriculum given by the Graduates during 17th Graduation Day of the Academic Year 2022 - 2023 is circulated to the departments. The concern Departments are asked to take necessary action in the forecoming Board of Studies Meeting based on the feedback.

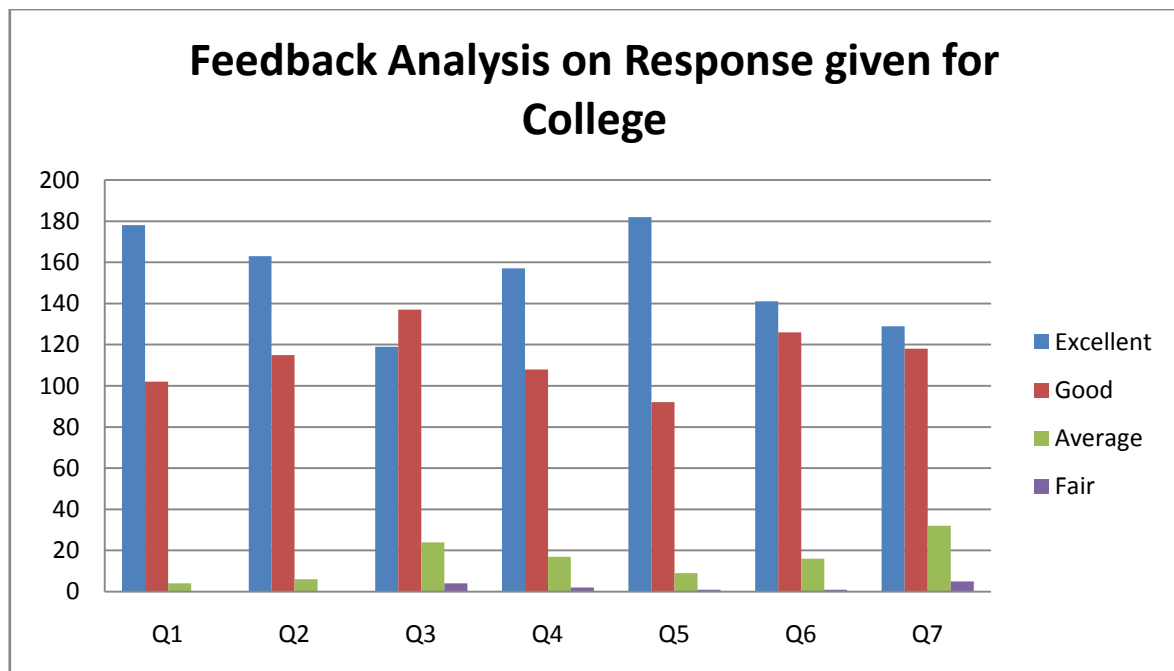

IQAC Coordinator


PRINCIPAL

Feedback Analysis on Response given for College

Total No.of Respondents : 532

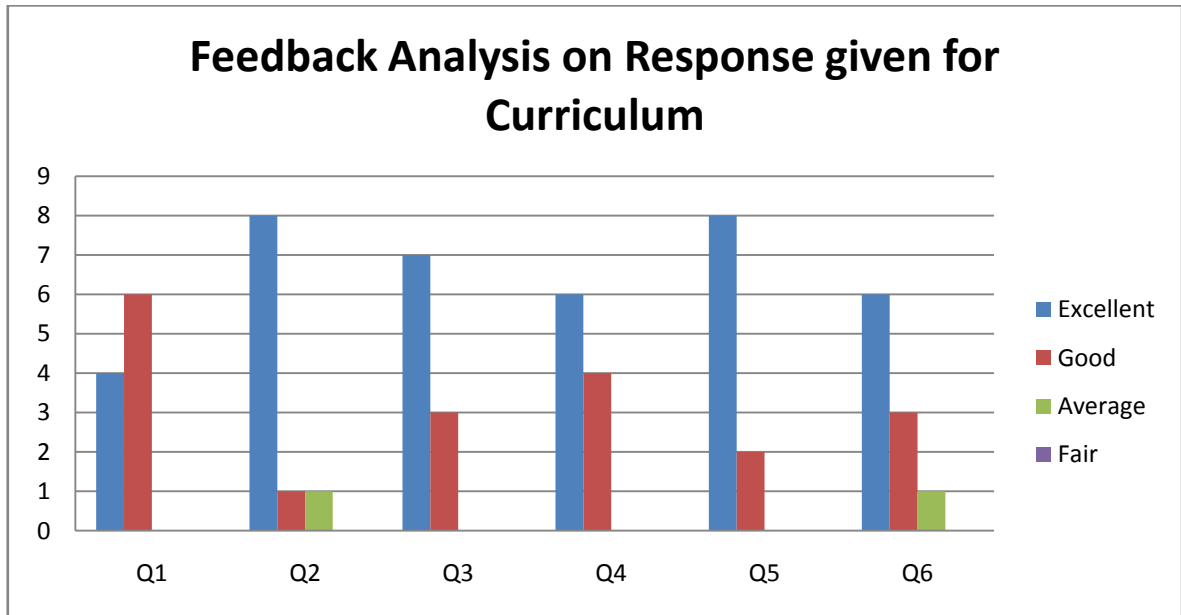
Questions	Q1	Q2	Q3	Q4	Q5	Q6	Q7
Excellent	377	328	279	308	368	321	282
Good	142	190	221	202	151	192	194
Average	12	12	31	20	12	17	48
Fair	1	2	1	2	1	2	8



Department of Tamil

Feedback Analysis on Response given for Curriculum

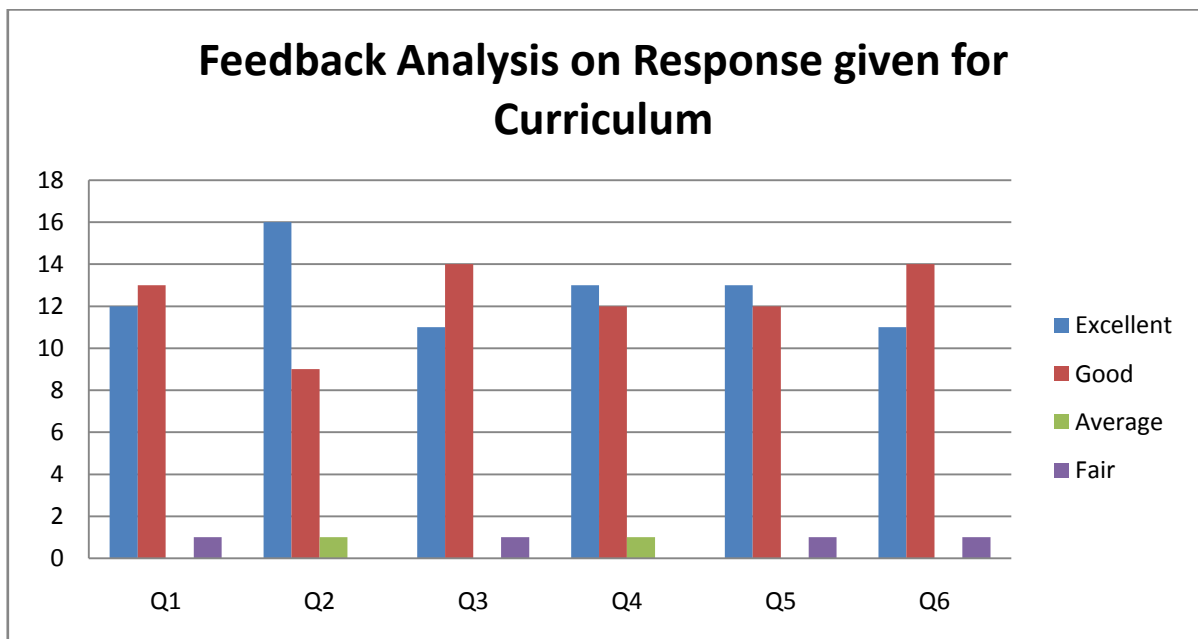
Questions	Q1	Q2	Q3	Q4	Q5	Q6
Excellent	4	8	7	6	8	6
Good	6	1	3	4	2	3
Average	0	1	0	0	0	1
Fair	0	0	0	0	0	0



Department of English

Feedback Analysis on Response given for Curriculum

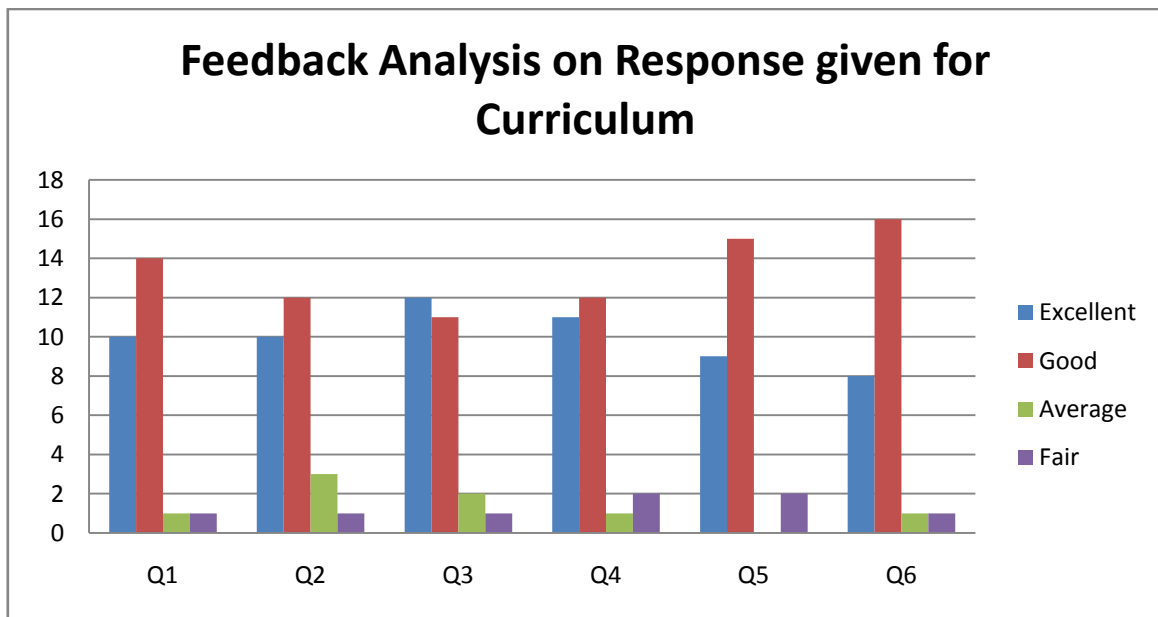
Questions	Q1	Q2	Q3	Q4	Q5	Q6
Excellent	12	16	11	13	13	11
Good	13	9	14	12	12	14
Average	0	1	0	1	0	0
Fair	1	0	1	0	1	1



Department of Mathematics

Feedback Analysis on Response given for Curriculum

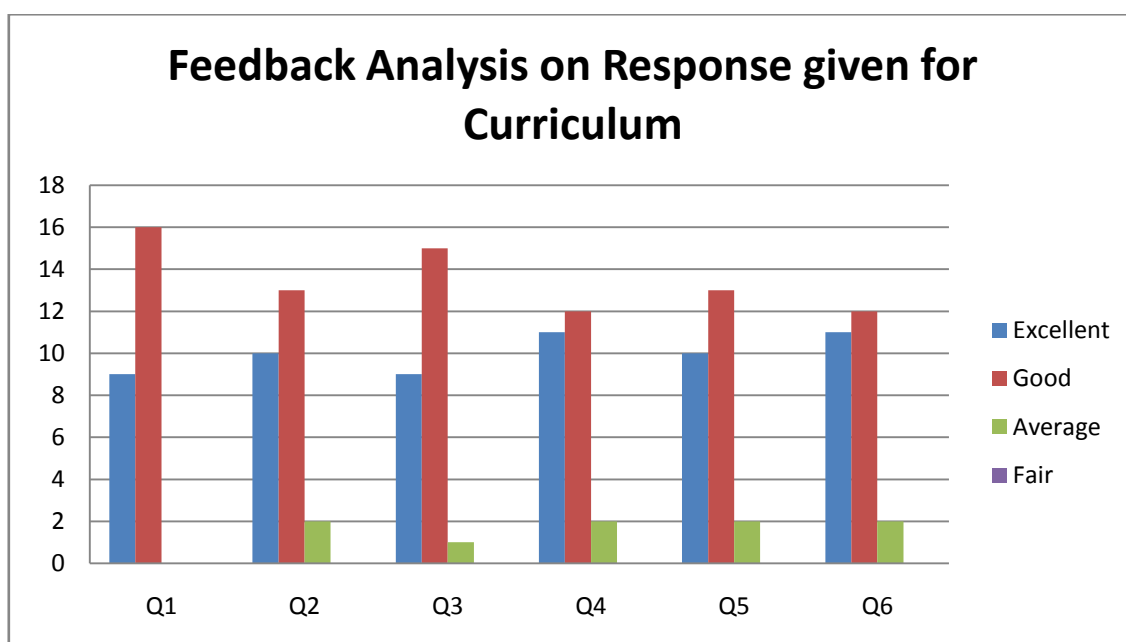
Questions	Q1	Q2	Q3	Q4	Q5	Q6
Excellent	10	10	12	11	9	8
Good	14	12	11	12	15	16
Average	1	3	2	1	0	1
Fair	1	1	1	2	2	1



Department of Physics

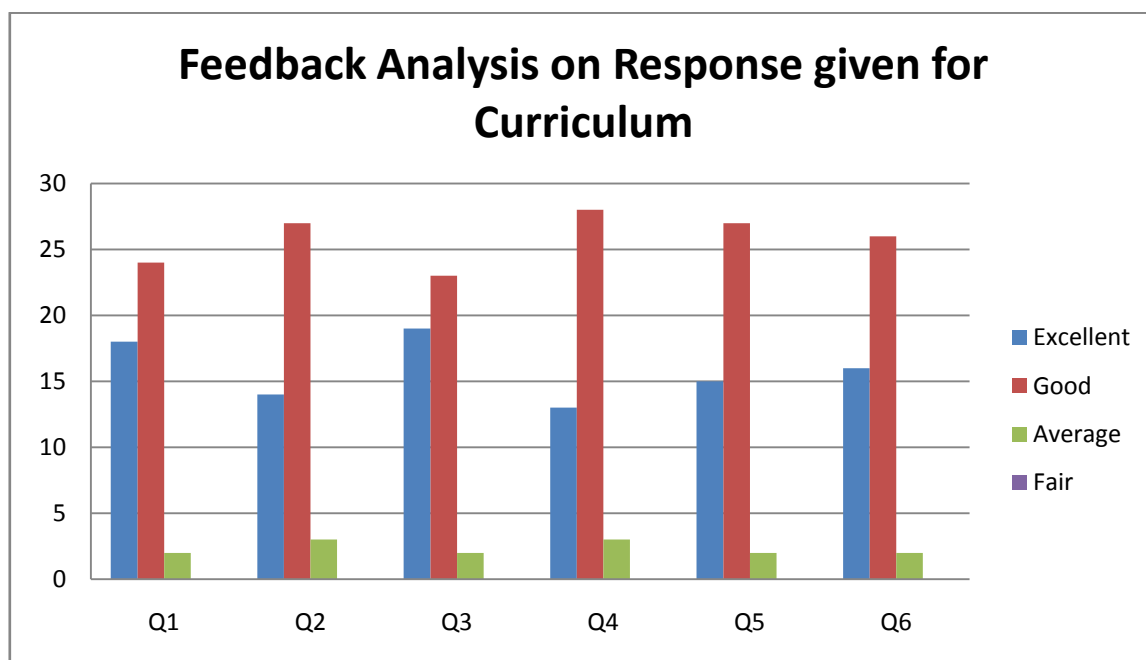
Feedback Analysis on Response given for Curriculum

Questions	Q1	Q2	Q3	Q4	Q5	Q6
Excellent	9	10	9	11	10	11
Good	16	13	15	12	13	12
Average	0	2	1	2	2	2
Fair	0	0	0	0	0	0



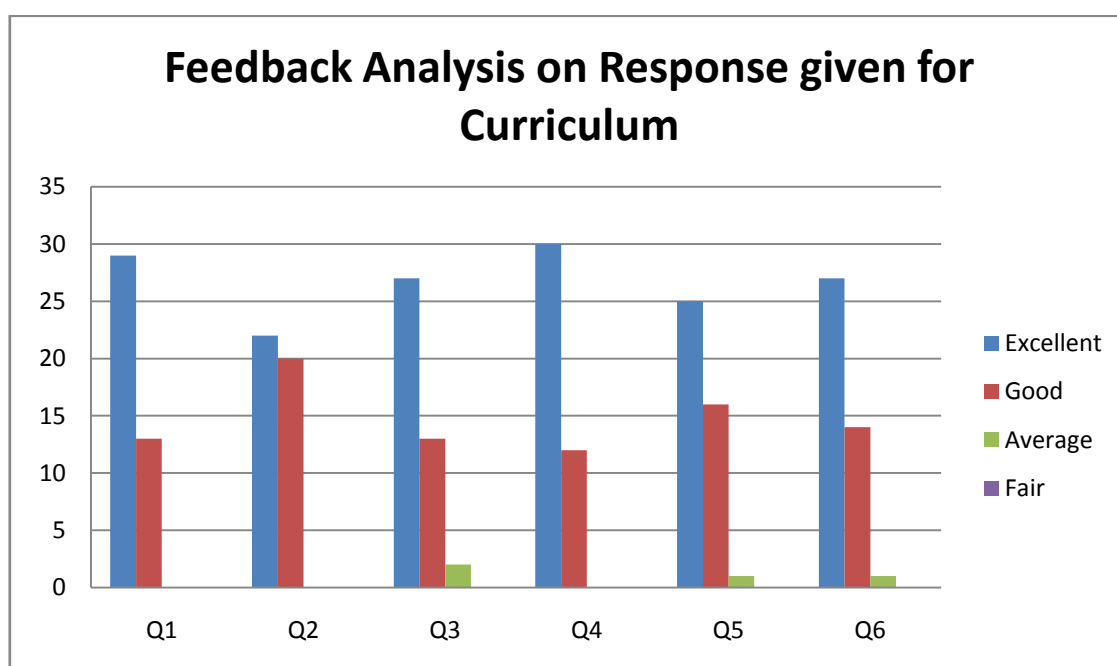
Department of Chemistry
Feedback Analysis on Response given for Curriculum

Questions	Q1	Q2	Q3	Q4	Q5	Q6
Excellent	18	14	19	13	15	16
Good	24	27	23	28	27	26
Average	2	3	2	3	2	2
Fair	0	0	0	0	0	0



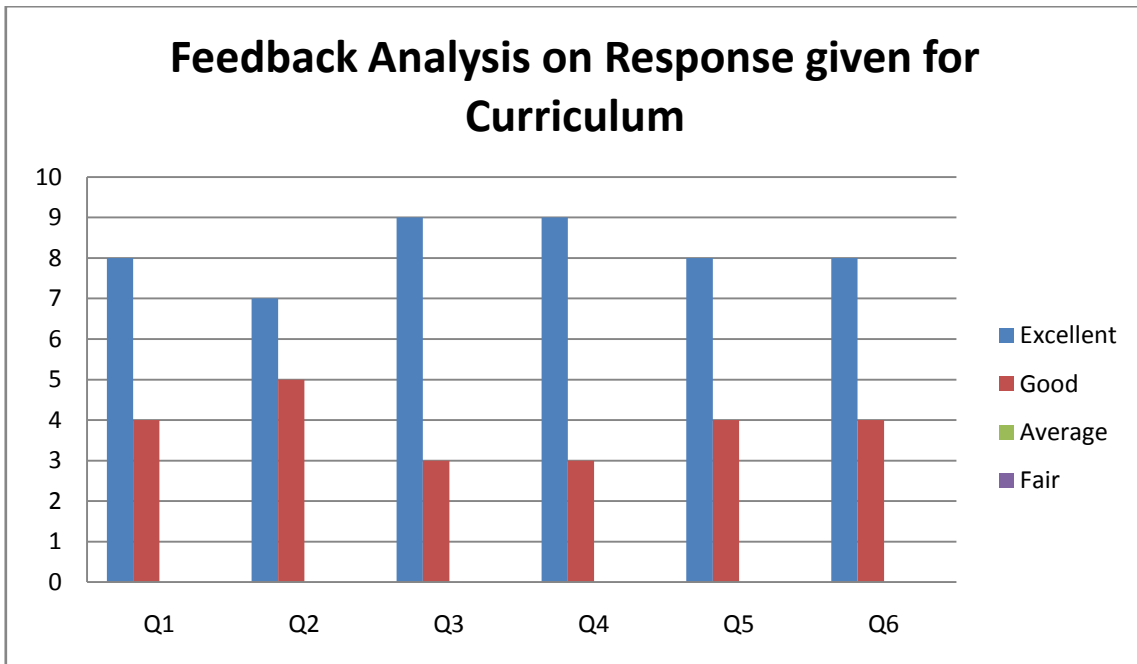
Department of Biotechnology & Botany
Feedback Analysis on Response given for Curriculum

Questions	Q1	Q2	Q3	Q4	Q5	Q6
Excellent	29	22	27	30	25	27
Good	13	20	13	12	16	14
Average	0	0	2	0	1	1
Fair	0	0	0	0	0	0



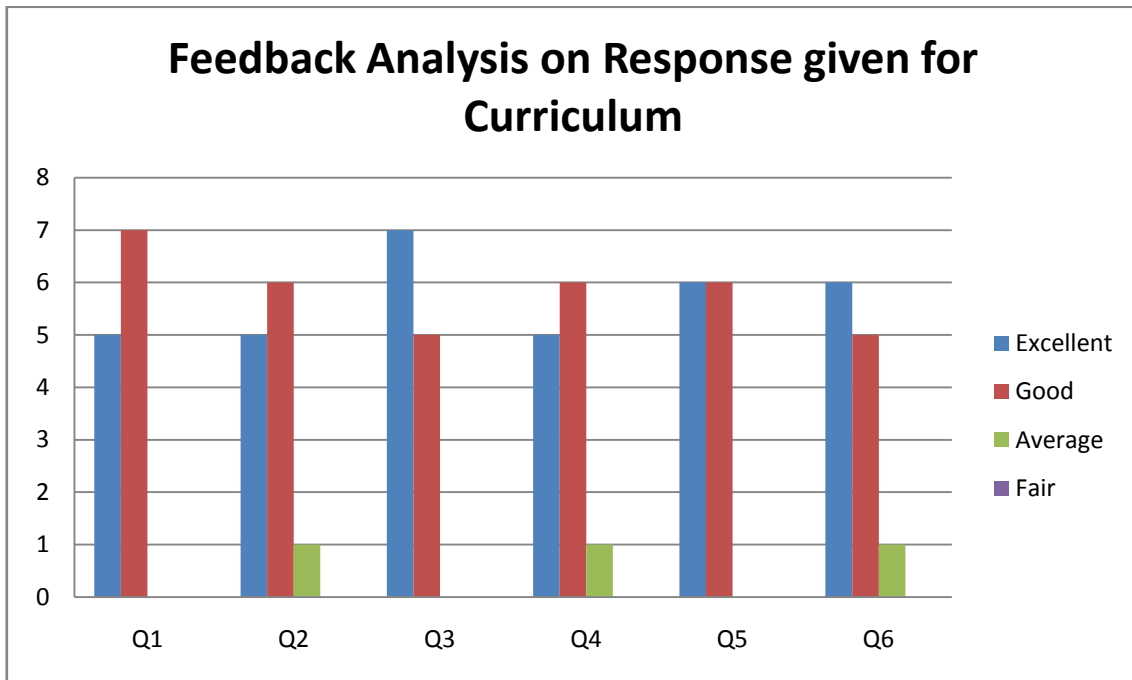
Feedback Analysis on Response given for Curriculum

Questions	Q1	Q2	Q3	Q4	Q5	Q6
Excellent	8	7	9	9	8	8
Good	4	5	3	3	4	4
Average	0	0	0	0	0	0
Fair	0	0	0	0	0	0



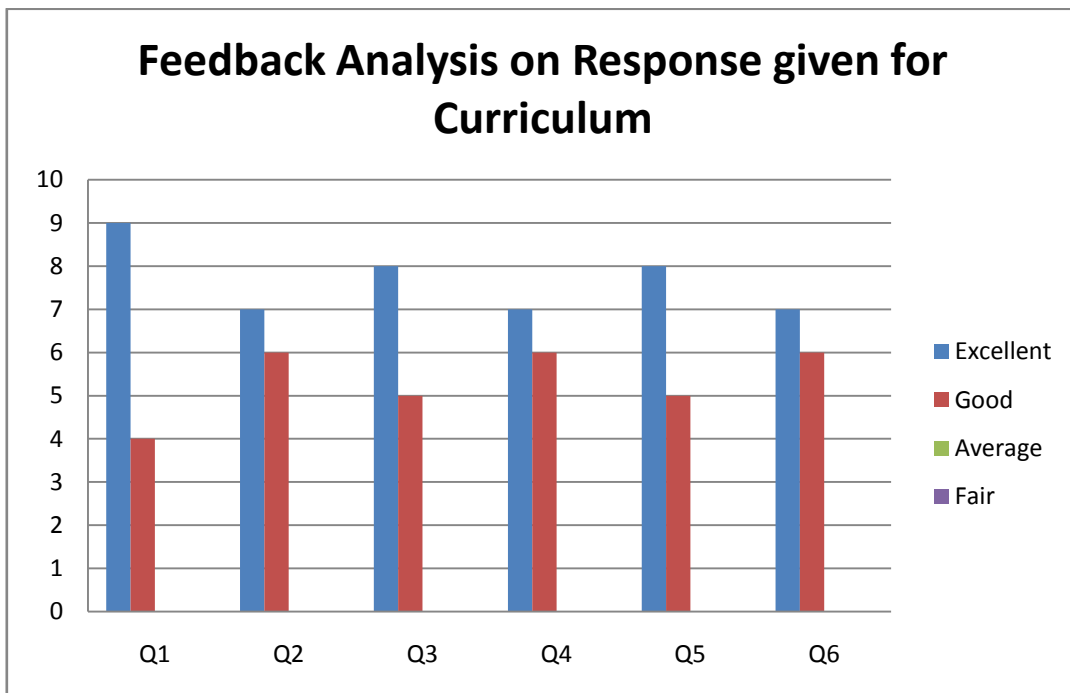
Department of Computer Science
Feedback Analysis on Response given for Curriculum

Questions	Q1	Q2	Q3	Q4	Q5	Q6
Excellent	5	5	7	5	6	6
Good	7	6	5	6	6	5
Average	0	1	0	1	0	1
Fair	0	0	0	0	0	0



Department of Information Technology
Feedback Analysis on Response given for Curriculum

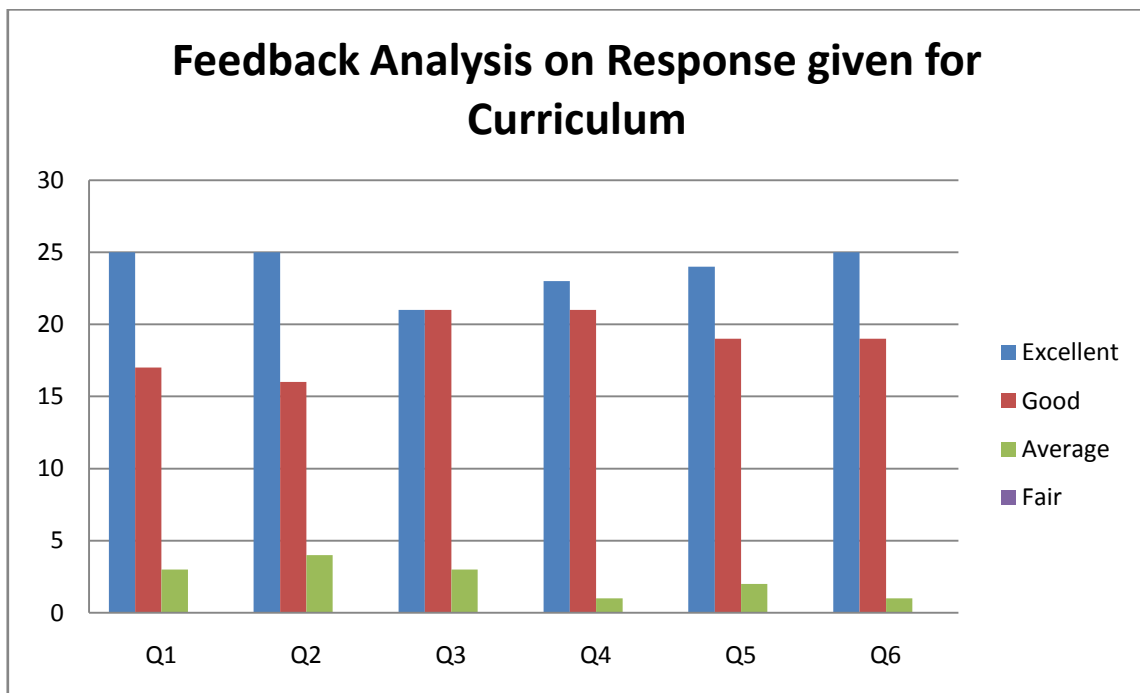
Questions	Q1	Q2	Q3	Q4	Q5	Q6
Excellent	9	7	8	7	8	7
Good	4	6	5	6	5	6
Average	0	0	0	0	0	0
Fair	0	0	0	0	0	0



Department of BCA

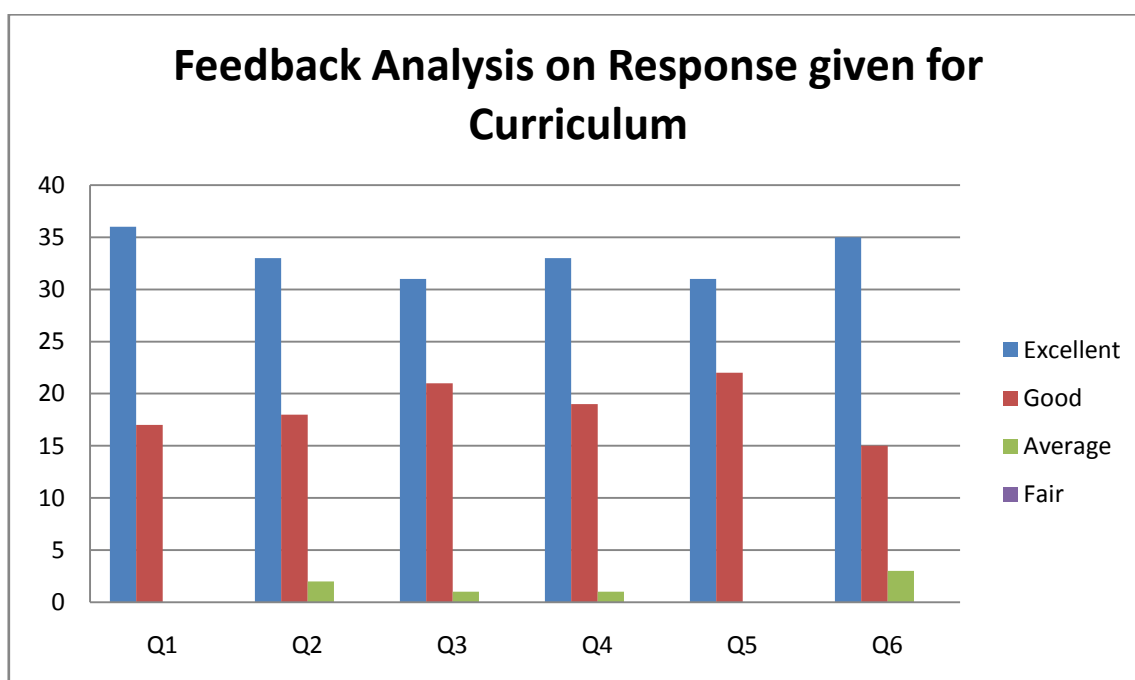
Feedback Analysis on Response given for Curriculum

Questions	Q1	Q2	Q3	Q4	Q5	Q6
Excellent	25	25	21	23	24	25
Good	17	16	21	21	19	19
Average	3	4	3	1	2	1
Fair	0	0	0	0	0	0



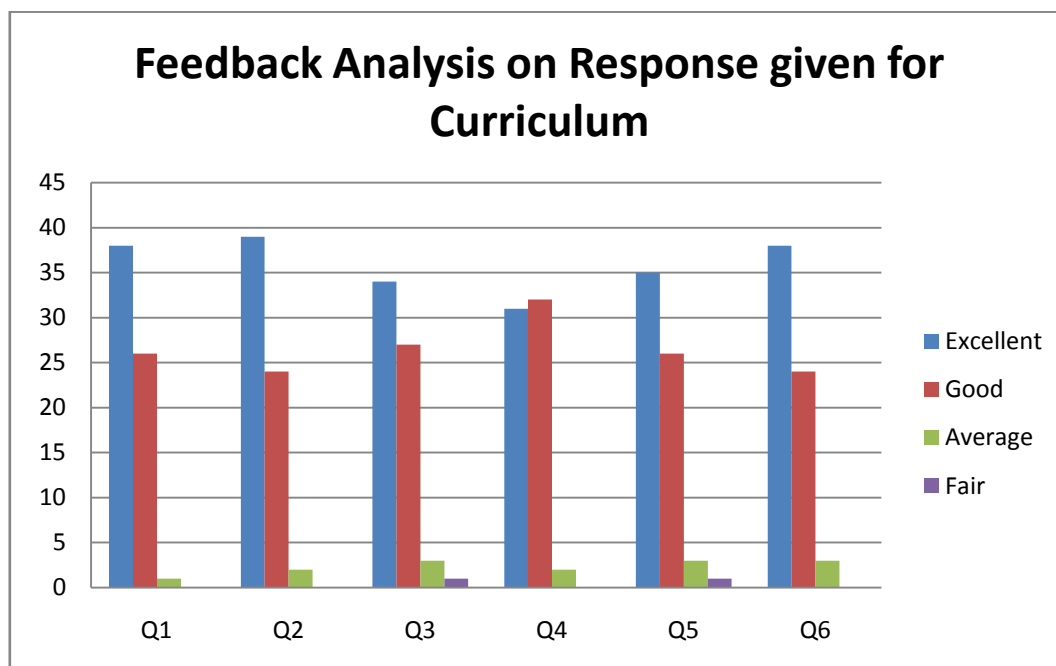
Department of BBA
Feedback Analysis on Response given for Curriculum

Questions	Q1	Q2	Q3	Q4	Q5	Q6
Excellent	36	33	31	33	31	35
Good	17	18	21	19	22	15
Average	0	2	1	1	0	3
Fair	0	0	0	0	0	0



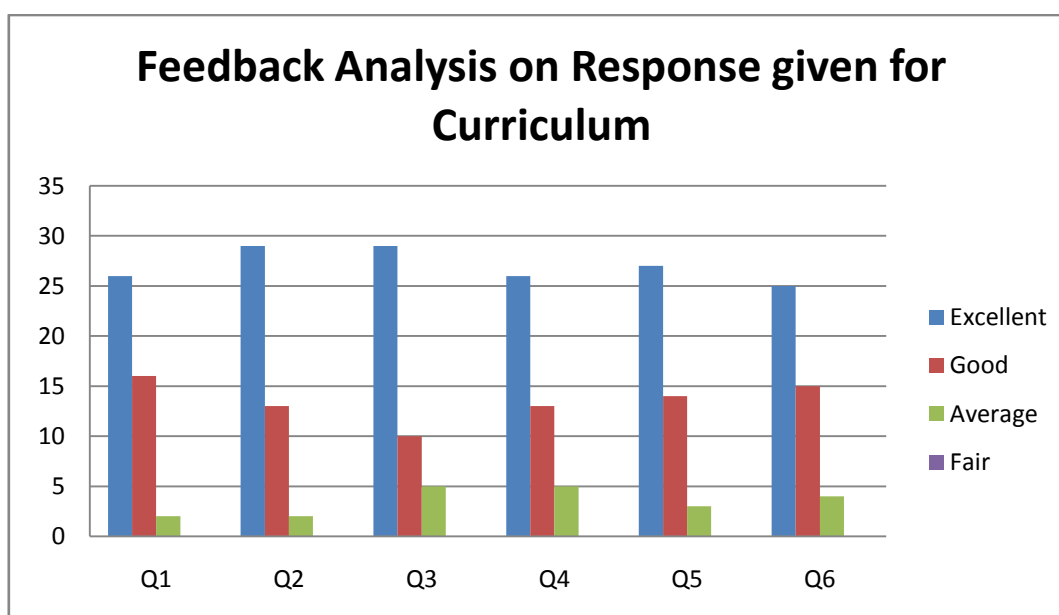
Department of Commerce (R)
Feedback Analysis on Response given for Curriculum

Questions	Q1	Q2	Q3	Q4	Q5	Q6
Excellent	38	39	34	31	35	38
Good	26	24	27	32	26	24
Average	1	2	3	2	3	3
Fair	0	0	1	0	1	0



Department of Commerce(CA)
Feedback Analysis on Response given for Curriculum

Questions	Q1	Q2	Q3	Q4	Q5	Q6
Excellent	26	29	29	26	27	25
Good	16	13	10	13	14	15
Average	2	2	5	5	3	4
Fair	0	0	0	0	0	0



Department of PG Commerce
Feedback Analysis on Response given for Curriculum

Questions	Q1	Q2	Q3	Q4	Q5	Q6
Excellent	8	9	7	8	6	7
Good	6	5	7	6	8	7
Average	0	0	0	0	0	0
Fair	0	0	0	0	0	0

