

















1.1 Number of Students on Rolls year wise during 2020 - 2021

UG Programme

| Programme | No. of Student On Rolls | | | Link |
|--|-------------------------|---------|----------|---|
| | I Year | II Year | III Year | |
| B.A. (Tamil) | 52 | 38 | 53 |  |
| B.A. (English) | 42 | 56 | 52 |  |
| B.Sc. (Mathematics) | 39 | 80 | 129 |  |
| B.Sc. (Physics) | 16 | 32 | 43 |  |
| B.Sc. (Chemistry) | 35 | 41 | 41 |  |
| B.Sc. (Biotechnology) | 39 | 36 | 28 |  |
| B.Sc. (Botany) | 24 | 38 | 24 |  |
| B.Sc. (Computer Science) | 78 | 79 | 71 |  |
| B.Sc. (Information Technology) | 25 | 37 | 22 |  |
| BCA | 81 | 84 | 66 |  |
| B.Sc. (Tourism and Hotel Administration) | 10 | 16 | 23 |  |
| BBA | 36 | 56 | 61 |  |
| BBA. (Computer Application) | 10 | 35 | 25 |  |
| B.Com. | 120 | 117 | 133 |  |



| | | | | |
|----------------------------------|-------------|------------|------------|--|
| B.Com. (Computer Application) | 87 | 79 | 89 | |
| B.Com. (Corporate Secretaryship) | 52 | - | - | |
| Total | 746 | 824 | 860 | |
| Grand Total | 2430 | | | |

PG Programme

| Programme | No. of Student On Rolls | | Link |
|--------------------------------|-------------------------|------------|------|
| | I Year | II Year | |
| M.A. (Tamil) | 6 | 5 | |
| M.A. (English) | 8 | 15 | |
| M.Sc. (Mathematics) | 35 | 28 | |
| M.Sc. (Chemistry) | 21 | 18 | |
| M.Sc. (Biotechnology) | 11 | 4 | |
| M.Sc. (Botany) | 8 | 9 | |
| M.Sc. (Computer Science) | 5 | 7 | |
| M.Com. (Finance) | - | 15 | |
| M.Com. | 16 | - | |
| M.Com. (Computer Applications) | 17 | 16 | |
| Total | 127 | 117 | |
| Grand Total | 244 | | |